



**DPA**

**Draka Prestolite Automotive**

A Brand of Prysmian Group

# Automotive & Commercial Vehicle Power & Battery Cables



**Prysmian**  
Group

# Automotive & Commercial Vehicle Power & Battery Cables



Prysmian Group is a leader in material development, production technologies and logistics for the automotive industry. With a full portfolio of power & battery cables, **Draka Prestolite Automotive** is a leading name in materials development, production technologies and cable designs for the automotive sector. With Centers of Excellence located in Wuppertal, Germany and Paragould, Arkansas in the United States, together with a global network of manufacturing plants in Europe, Asia-Pacific, and the Americas, Prysmian Group's outstanding product portfolio covers all mechanical, electrical and chemical requirements in passenger cars, commercial vehicles, off-road vehicles and public transport vehicles.

Such varied requirements have in turn led to an outstanding portfolio of customized products, including everything from Low Voltage single and multi-core multimedia and instrumentation cables to power supply cables and High Voltage charging cables for electrical cars.


## **Draka Prestolite Automotive offers a full line of Vehicle Mounted Cable such as:**

- Up to 60V Mono, Power and Battery Cables
- High Voltage Mono, Power and Battery Cables - shielded and unshielded
- Multi-Core Cables for sensor applications such as Seat Belt Buckle, Wheel Speed and Drivetrain Sensors
- Data Cables including Ethernet, FlexRay and HSD
- Multi-Media Cables

## **Our portfolio of cables are designed, built and tested to withstand rugged conditions per the following specifications:**

- Ford ES-AU5T-1A348-AA
- Ford ES-JU5T-1A348-AA
- GMW15626
- GMW15839
- Stellantis MS.90034/03
- Stellantis MS.90034/05
- Stellantis MS.90034/09
- ISO 19642-05
- ISO 19642-09
- JASO D609
- JASO D611
- SAE J1127
- SAE J1128
- SAE J1654
- SAE J2840

# Up to 60V Cables



# Product Information Sheet



## Battery Cable

- 125°C
- Thin Wall
- Standard Stranding
- Bare Copper Conductors

### Features

- Copper Conductors per ASTM B3 and ASTM B33
- Insulation Material: XLPE
- RoHS Compliant

### Compliance

- Ford ES-AU5T-1A348-AA
- Stellantis MS.90034/03
- GMW15626
- ISO 19642-03

### Applications

- Low tension cables for -40°C to 125°C
- Nominal system voltage up to 60 V DC
- Temperature Class 3: -40°C to 125°C

### Product Options

#### Colors:

- 12 Volt: Red or Black with or without stripes and others available upon request
- 24 Volt: Yellow
- 48 Volt: Blue

#### Packaging Options:

- Reels, various sizes and disposal or recyclable

Conductor Size	Number of Strands	Maximum Strand Diameter	Conductor Resistance, Maximum	Insulation Thickness, Minimum	Cable OD, Minimum	Cable OD, Maximum
mm <sup>2</sup>	± 5%	mm	mΩ/m	mm	mm	mm
8	116	0.31	2.38	0.32	4.60	5.00
10	144	0.31	1.82	0.48	5.30	6.00
12	174	0.31	1.52	0.48	5.80	6.50
16	228	0.31	1.16	0.52	6.40	7.20
20	276	0.31	0.955	0.52	7.00	7.80
25	355	0.31	0.743	0.52	7.90	8.70
30	408	0.31	0.647	0.64	8.70	9.60
35	501	0.31	0.527	0.64	9.40	10.40
40	558	0.31	0.473	0.71	10.00	11.10
50	717	0.31	0.368	0.71	11.00	12.20
60	838	0.31	0.315	0.80	12.00	13.30
70	1019	0.31	0.259	0.80	13.00	14.40
85	1197	0.31	0.219	0.90	14.40	15.80
95	1347	0.31	0.196	0.90	15.30	16.70

Rev 0 (2022-05-20)

Written by: FClayton

Prestolite Wire Engineering  
Prysmian Group Automotive

Please note: Data subject to change without notice.  
Contact your Customer Service Representative for any updates.

# Product Information Sheet



## Battery Cable

- 125°C
- Thin Wall
- Flexible Stranding
- Bare Copper Conductors

### Features

- Copper Conductors per ASTM B3 and ASTM B33
- Insulation Material: XLPE
- RoHS Compliant

### Compliance

- Ford ES-AU5T-1A348-AA
- Stellantis MS.90034/03
- GMW15626
- ISO 19642-03

### Applications

- Low tension cables for -40°C to 125°C
- Nominal system voltage up to 60 V DC
- Temperature Class 3: -40°C to 125°C

### Product Options

#### Colors:

- 12 Volt: Red or Black with or without stripes and others available upon request
- 24 Volt: Yellow
- 48 Volt: Blue

#### Packaging Options:

- Reels, various sizes and disposal or recyclable

Conductor Size	Number of Strands	Maximum Strand Diameter	Conductor Resistance, Maximum	Insulation Thickness, Minimum	Cable OD, Minimum	Cable OD, Maximum
mm <sup>2</sup>	± 5%	mm	mΩ/m	mm	mm	mm
8	240	0.21	2.38	0.32	4.60	5.00
10	320	0.21	1.82	0.48	5.30	6.00
12	380	0.21	1.52	0.48	5.80	6.50
16	512	0.21	1.16	0.52	6.40	7.20
20	610	0.21	0.955	0.52	7.00	7.80
25	790	0.21	0.743	0.52	7.90	8.70
30	903	0.21	0.647	0.64	8.70	9.60
35	1102	0.21	0.527	0.64	9.40	10.40
40	1235	0.21	0.473	0.71	10.00	11.10
50	1600	0.21	0.368	0.71	11.00	12.20
60	1841	0.21	0.315	0.80	12.00	13.30
70	2147	0.21	0.259	0.80	13.00	14.40
85	2660	0.21	0.219	0.90	14.40	15.80
95	3000	0.21	0.196	0.90	15.30	16.70

Rev 0 (2022-05-20)

Written by: FClayton

Prestolite Wire Engineering  
 Prysmian Group Automotive  
 Please note: Data subject to change without notice.  
 Contact your Customer Service Representative for any updates.

# Product Information Sheet



## Battery Cable

- 125°C
- Thin Wall
- Standard Stranding
- Flexible Insulation with Bare Copper Conductors

### Features

- Copper Conductors per ASTM B3 and ASTM B33
- Insulation Material: XLPO (EPDM)
- RoHS Compliant

### Compliance

- Ford ES-AU5T-1A348-AA
- Stellantis MS.90034/03
- GMW15626
- ISO 19642-03

### Applications

- Low tension cables for -40°C to 125°C
- Nominal system voltage up to 60 V DC
- Temperature Class 3: -40°C to 125°C

### Product Options

#### Colors:

- 12 Volt: Red or Black with or without stripes and others available upon request
- 24 Volt: Yellow
- 48 Volt: Blue

#### Packaging Options:

- Reels, various sizes and disposal or recyclable

Conductor Size	Number of Strands	Maximum Strand Diameter	Conductor Resistance, Maximum	Insulation Thickness, Minimum	Cable OD, Minimum	Cable OD, Maximum
mm <sup>2</sup>	± 5%	mm	mΩ/m	mm	mm	mm
8	116	0.31	2.38	0.32	4.60	5.00
10	144	0.31	1.82	0.48	5.30	6.00
12	174	0.31	1.52	0.48	5.80	6.50
16	228	0.31	1.16	0.52	6.40	7.20
20	276	0.31	0.955	0.52	7.00	7.80
25	355	0.31	0.743	0.52	7.90	8.70
30	408	0.31	0.647	0.64	8.70	9.60
35	501	0.31	0.527	0.64	9.40	10.40
40	558	0.31	0.473	0.71	10.00	11.10
50	717	0.31	0.368	0.71	11.00	12.20
60	838	0.31	0.315	0.80	12.00	13.30
70	1019	0.31	0.259	0.80	13.00	14.40
85	1197	0.31	0.219	0.90	14.40	15.80
95	1347	0.31	0.196	0.90	15.30	16.70

Rev 0 (2022-05-20)

Written by: FClayton

Prestolite Wire Engineering  
Prysmian Group Automotive

Please note: Data subject to change without notice.  
Contact your Customer Service Representative for any updates.

# Product Information Sheet



## Battery Cable

- 125°C
- Thin Wall
- Flexible Stranding
- Flexible Insulation with Bare Copper Conductors

### Features

- Copper Conductors per ASTM B3 and ASTM B33
- Insulation Material: XLPO (EPDM)
- RoHS Compliant

### Compliance

- Ford ES-AU5T-1A348-AA
- Stellantis MS.90034/03
- GMW15626
- ISO 19642-03

### Applications

- Low tension cables for -40°C to 125°C
- Nominal system voltage up to 60 V DC
- Temperature Class 3: -40°C to 125°C

### Product Options

#### Colors:

- 12 Volt: Red or Black with or without stripes and others available upon request
- 24 Volt: Yellow
- 48 Volt: Blue

#### Packaging Options:

- Reels, various sizes and disposal or recyclable

Conductor Size	Number of Strands	Maximum Strand Diameter	Conductor Resistance, Maximum	Insulation Thickness, Minimum	Cable OD, Minimum	Cable OD, Maximum
mm <sup>2</sup>	± 5%	mm	mΩ/m	mm	mm	mm
8	240	0.21	2.38	0.32	4.60	5.00
10	320	0.21	1.82	0.48	5.30	6.00
12	380	0.21	1.52	0.48	5.80	6.50
16	512	0.21	1.16	0.52	6.40	7.20
20	610	0.21	0.955	0.52	7.00	7.80
25	790	0.21	0.743	0.52	7.90	8.70
30	903	0.21	0.647	0.64	8.70	9.60
35	1102	0.21	0.527	0.64	9.40	10.40
40	1235	0.21	0.473	0.71	10.00	11.10
50	1600	0.21	0.368	0.71	11.00	12.20
60	1841	0.21	0.315	0.80	12.00	13.30
70	2147	0.21	0.259	0.80	13.00	14.40
85	2660	0.21	0.219	0.90	14.40	15.80
95	3000	0.21	0.196	0.90	15.30	16.70

Rev 0 (2022-05-20)

Written by: FClayton

Prestolite Wire Engineering  
 Prysmian Group Automotive  
 Please note: Data subject to change without notice.  
 Contact your Customer Service Representative for any updates.

# Product Information Sheet



## Battery Cable

- 150°C
- Thin Wall
- Standard Stranding
- Flexible Insulation with Bare Copper Conductors

### Features

- Copper Conductors per ASTM B3 and ASTM B33
- Insulation Material: XLPO (EPDM)
- RoHS Compliant

### Compliance

- Ford ES-AU5T-1A348-AA
- Stellantis MS.90034/03
- GMW15626
- ISO 19642-03

### Applications

- Low tension cables for -40°C to 150°C
- Nominal system voltage up to 60 V DC
- Temperature Class 4: -40°C to 150°C

### Product Options

#### Colors:

- 12 Volt: Red or Black with or without stripes and others available upon request
- 24 Volt: Yellow
- 48 Volt: Blue

#### Packaging Options:

- Reels, various sizes and disposal or recyclable

Conductor Size	Number of Strands	Maximum Strand Diameter	Conductor Resistance, Maximum	Insulation Thickness, Minimum	Cable OD, Minimum	Cable OD, Maximum
mm <sup>2</sup>	± 5%	mm	mΩ/m	mm	mm	mm
8	116	0.31	2.38	0.32	4.60	5.00
10	144	0.31	1.82	0.48	5.30	6.00
12	174	0.31	1.52	0.48	5.80	6.50
16	228	0.31	1.16	0.52	6.40	7.20
20	276	0.31	0.955	0.52	7.00	7.80
25	355	0.31	0.743	0.52	7.90	8.70
30	408	0.31	0.647	0.64	8.70	9.60
35	501	0.31	0.527	0.64	9.40	10.40
40	558	0.31	0.473	0.71	10.00	11.10
50	717	0.31	0.368	0.71	11.00	12.20
60	838	0.31	0.315	0.80	12.00	13.30
70	1019	0.31	0.259	0.80	13.00	14.40
85	1197	0.31	0.219	0.90	14.40	15.80
95	1347	0.31	0.196	0.90	15.30	16.70

Rev 0 (2022-05-20)

Written by: FClayton

Prestolite Wire Engineering  
Prysmian Group Automotive

Please note: Data subject to change without notice.  
Contact your Customer Service Representative for any updates.



# Product Information Sheet



## Battery Cable

- 150°C
- Thin Wall
- Flexible Stranding
- Flexible Insulation with Bare Copper Conductors

### Features

- Copper Conductors per ASTM B3 and ASTM B33
- Insulation Material: XLPO (EPDM)
- RoHS Compliant

### Compliance

- Ford ES-AU5T-1A348-AA
- Stellantis MS.90034/03
- GMW15626
- ISO 19642-03

### Applications

- Low tension cables for -40°C to 150°C
- Nominal system voltage up to 60 V DC
- Temperature Class 4: -40°C to 150°C

### Product Options

#### Colors:

- 12 Volt: Red or Black with or without stripes and others available upon request
- 24 Volt: Yellow
- 48 Volt: Blue

#### Packaging Options:

- Reels, various sizes and disposal or recyclable

Conductor Size	Number of Strands	Maximum Strand Diameter	Conductor Resistance, Maximum	Insulation Thickness, Minimum	Cable OD, Minimum	Cable OD, Maximum
mm <sup>2</sup>	± 5%	mm	mΩ/m	mm	mm	mm
8	240	0.31	2.38	0.32	4.60	5.00
10	320	0.31	1.82	0.48	5.30	6.00
12	380	0.31	1.52	0.48	5.80	6.50
16	512	0.31	1.16	0.52	6.40	7.20
20	610	0.31	0.955	0.52	7.00	7.80
25	790	0.31	0.743	0.52	7.90	8.70
30	903	0.31	0.647	0.64	8.70	9.60
35	1102	0.31	0.527	0.64	9.40	10.40
40	1235	0.31	0.473	0.71	10.00	11.10
50	1600	0.31	0.368	0.71	11.00	12.20
60	1841	0.31	0.315	0.80	12.00	13.30
70	2147	0.31	0.259	0.80	13.00	14.40
85	2660	0.31	0.219	0.90	14.40	15.80
95	3000	0.31	0.196	0.90	15.30	16.70

Rev 0 (2022-05-20)

Written by: FClayton

Prestolite Wire Engineering  
 Prysmian Group Automotive  
 Please note: Data subject to change without notice.  
 Contact your Customer Service Representative for any updates.

# Product Information Sheet



## Battery Cable

- 200°C
- Thin Wall
- Standard Stranding
- Flexible Insulation with Bare Copper Conductors

### Features

- Copper Conductors per ASTM B3 and ASTM B33
- Insulation Material: Silicone
- RoHS Compliant

### Compliance

- Ford ES-AU5T-1A348-AA
- Stellantis MS.90034/03
- GMW15626
- ISO 19642-03

### Applications

- Low tension cables for -40°C to 200°C
- Nominal system voltage up to 60 V DC
- Temperature Class 4: -40°C to 200°C

### Product Options

#### Colors:

- 12 Volt: Red or Black with or without stripes and others available upon request
- 24 Volt: Yellow
- 48 Volt: Blue

#### Packaging Options:

- Reels, various sizes and disposal or recyclable

Conductor Size	Number of Strands	Maximum Strand Diameter	Conductor Resistance, Maximum	Insulation Thickness, Minimum	Cable OD, Minimum	Cable OD, Maximum
mm <sup>2</sup>	± 5%	mm	mΩ/m	mm	mm	mm
8	116	0.31	2.38	0.32	4.60	5.00
10	144	0.31	1.82	0.48	5.30	6.00
12	174	0.31	1.52	0.48	5.80	6.50
16	228	0.31	1.16	0.52	6.40	7.20
20	276	0.31	0.955	0.52	7.00	7.80
25	355	0.31	0.743	0.52	7.90	8.70
30	408	0.31	0.647	0.64	8.70	9.60
35	501	0.31	0.527	0.64	9.40	10.40
40	558	0.31	0.473	0.71	10.00	11.10
50	717	0.31	0.368	0.71	11.00	12.20
60	838	0.31	0.315	0.80	12.00	13.30
70	1019	0.31	0.259	0.80	13.00	14.40
85	1197	0.31	0.219	0.90	14.40	15.80
95	1347	0.31	0.196	0.90	15.30	16.70

Rev 0 (2022-05-20)

Written by: FClayton

Prestolite Wire Engineering  
Prysmian Group Automotive

Please note: Data subject to change without notice.  
Contact your Customer Service Representative for any updates.

# Product Information Sheet



## Battery Cable

- 200°C
- Thin Wall
- Standard Stranding
- Flexible Insulation with Bare Copper Conductors

### Features

- Copper Conductors per ASTM B3 and ASTM B33
- Insulation Material: XLFE
- RoHS Compliant

### Compliance

- Ford ES-AU5T-1A348-AA
- Stellantis MS.90034/03
- GMW15626
- ISO 19642-03

### Applications

- Low tension cables for -40°C to 200°C
- Nominal system voltage up to 60 V DC
- Temperature Class 6: -40°C to 200°C

### Product Options

#### Colors:

- 12 Volt: Red or Black with or without stripes and others available upon request
- 24 Volt: Yellow
- 48 Volt: Blue

#### Packaging Options:

- Reels, various sizes and disposal or recyclable

Conductor Size	Number of Strands	Maximum Strand Diameter	Conductor Resistance, Maximum	Insulation Thickness, Minimum	Cable OD, Minimum	Cable OD, Maximum
mm <sup>2</sup>	± 5%	mm	mΩ/m	mm	mm	mm
8	116	0.31	2.38	0.32	4.60	5.00
10	144	0.31	1.82	0.48	5.30	6.00
12	174	0.31	1.52	0.48	5.80	6.50
16	228	0.31	1.16	0.52	6.40	7.20
20	276	0.31	0.955	0.52	7.00	7.80
25	355	0.31	0.743	0.52	7.90	8.70
30	408	0.31	0.647	0.64	8.70	9.60
35	501	0.31	0.527	0.64	9.40	10.40
40	558	0.31	0.473	0.71	10.00	11.10
50	717	0.31	0.368	0.71	11.00	12.20
60	838	0.31	0.315	0.80	12.00	13.30
70	1019	0.31	0.259	0.80	13.00	14.40
85	1197	0.31	0.219	0.90	14.40	15.80
95	1347	0.31	0.196	0.90	15.30	16.70

Rev 0 (2022-05-20)

Written by: FClayton

Prestolite Wire Engineering  
 Prysmian Group Automotive  
 Please note: Data subject to change without notice.  
 Contact your Customer Service Representative for any updates.

# Product Information Sheet



## Battery Cable

- 200°C
- Thin Wall
- Flexible Stranding
- Flexible Insulation with Bare Copper Conductors

### Features

- Copper Conductors per ASTM B3 and ASTM B33
- Insulation Material: Silicone
- RoHS Compliant

### Compliance

- Ford ES-AU5T-1A348-AA
- Stellantis MS.90034/03
- GMW15626
- ISO 19642-03

### Applications

- Low tension cables for -40°C to 200°C
- Nominal system voltage up to 60 V DC
- Temperature Class 6: -40°C to 200°C

### Product Options

#### Colors:

- 12 Volt: Red or Black with or without stripes and others available upon request
- 24 Volt: Yellow
- 48 Volt: Blue

#### Packaging Options:

- Reels, various sizes and disposal or recyclable

Conductor Size	Number of Strands	Maximum Strand Diameter	Conductor Resistance, Maximum	Insulation Thickness, Minimum	Cable OD, Minimum	Cable OD, Maximum
mm <sup>2</sup>	± 5%	mm	mΩ/m	mm	mm	mm
8	240	0.21	2.38	0.32	4.60	5.00
10	320	0.21	1.82	0.48	5.30	6.00
12	380	0.21	1.52	0.48	5.80	6.50
16	512	0.21	1.16	0.52	6.40	7.20
20	610	0.21	0.955	0.52	7.00	7.80
25	790	0.21	0.743	0.52	7.90	8.70
30	903	0.21	0.647	0.64	8.70	9.60
35	1102	0.21	0.527	0.64	9.40	10.40
40	1235	0.21	0.473	0.71	10.00	11.10
50	1600	0.21	0.368	0.71	11.00	12.20
60	1841	0.21	0.315	0.80	12.00	13.30
70	2147	0.21	0.259	0.80	13.00	14.40
85	2660	0.21	0.219	0.90	14.40	15.80
95	3000	0.21	0.196	0.90	15.30	16.70

Rev 0 (2022-05-20)

Written by: FClayton

Prestolite Wire Engineering  
Prysmian Group Automotive

Please note: Data subject to change without notice.  
Contact your Customer Service Representative for any updates.

# Product Information Sheet



## Battery Cable

- 200°C
- Thin Wall
- Flexible Stranding
- Flexible Insulation with Bare Copper Conductors

### Features

- Copper Conductors per ASTM B3 and ASTM B33
- Insulation Material: XLFE
- RoHS Compliant

### Compliance

- Ford ES-AU5T-1A348-AA
- Stellantis MS.90034/03
- GMW15626
- ISO 19642-03

### Applications

- Low tension cables for -40°C to 200°C
- Nominal system voltage up to 60 V DC
- Temperature Class 6: -40°C to 200°C

### Product Options

#### Colors:

- 12 Volt: Red or Black with or without stripes and others available upon request
- 24 Volt: Yellow
- 48 Volt: Blue

#### Packaging Options:

- Reels, various sizes and disposal or recyclable


Conductor Size	Number of Strands	Maximum Strand Diameter	Conductor Resistance, Maximum	Insulation Thickness, Minimum	Cable OD, Minimum	Cable OD, Maximum
mm <sup>2</sup>	± 5%	mm	mΩ/m	mm	mm	mm
8	240	0.21	2.38	0.32	4.60	5.00
10	320	0.21	1.82	0.48	5.30	6.00
12	380	0.21	1.52	0.48	5.80	6.50
16	512	0.21	1.16	0.52	6.40	7.20
20	610	0.21	0.955	0.52	7.00	7.80
25	790	0.21	0.743	0.52	7.90	8.70
30	903	0.21	0.647	0.64	8.70	9.60
35	1102	0.21	0.527	0.64	9.40	10.40
40	1235	0.21	0.473	0.71	10.00	11.10
50	1600	0.21	0.368	0.71	11.00	12.20
60	1841	0.21	0.315	0.80	12.00	13.30
70	2147	0.21	0.259	0.80	13.00	14.40
85	2660	0.21	0.219	0.90	14.40	15.80
95	3000	0.21	0.196	0.90	15.30	16.70

Rev 0 (2022-05-20)

Written by: FClayton

Prestolite Wire Engineering  
 Prysmian Group Automotive  
 Please note: Data subject to change without notice.  
 Contact your Customer Service Representative for any updates.

# High Voltage Cables



# Product Information Sheet



## 3TSD-HV

- 125°C
- Thin Wall
- Standard Stranding
- Copper Conductor
- High Voltage

### Features

- Copper Conductors per ASTM B3 and ASTM B33
- Insulation Material: XLPE (Cross-linked Polyolefin)
- RoHS Compliant

### Compliance

- Ford ES-AU5T-1A348-AA
- Ford ES-JU5T-1A348-AA
- Stellantis MS.90034/05
- GMW15626
- ISO 19642-05

### Applications

- Low tension cables for -40°C to 125°C
- Nominal system voltage up to 600 V AC or 900 V DC
- Temperature Class 3: -40°C to 125°C

### Product Options

#### Colors:

- Red or Black. Others available upon request

#### Packaging Options:

- Drums, various sizes and disposal or recyclable

Conductor Size	Number of Strands	Maximum Strand Diameter	Conductor Resistance, Maximum	Insulation Thickness, Minimum	Cable OD, Minimum	Cable OD, Maximum
mm <sup>2</sup>	± 5% ≥ 50 strands	mm	mΩ/m	mm	mm	mm
0.35	7	0.26	54.4	0.20	1.20	1.40
0.5	19	0.19	37.1	0.22	1.40	1.60
0.75	19	0.24	24.7	0.24	1.70	1.90
1	19	0.27	18.5	0.24	1.90	2.10
1.5	19	0.33	12.7	0.24	2.20	3.40
2	19	0.38	9.42	0.28	2.50	2.80
2.5	37	0.30	7.60	0.28	2.70	3.00
3	44	0.31	6.15	0.32	3.10	3.40
4	56	0.31	4.71	0.32	3.40	3.70
5	70	0.31	3.94	0.32	3.90	4.20
6	84	0.31	3.14	0.32	4.00	4.30

Rev 0 (2022-07-06)

Written by: FClayton

Prestolite Wire Engineering  
 Prysmian Group Automotive  
 Please note: Data subject to change without notice.  
 Contact your Customer Service Representative for any updates.

# Product Information Sheet



## 3TFD-HV

- 125°C
- Thin Wall
- Flexible Stranding
- Copper Conductor
- High Voltage

### Features

- Copper Conductors per ASTM B3 and ASTM B33
- Insulation Material: XLPE (Cross-linked Polyolefin)
- RoHS Compliant

### Compliance

- Ford ES-AU5T-1A348-AA
- Ford ES-JU5T-1A348-AA
- Stellantis MS.90034/05
- GMW15626
- ISO 19642-05

### Applications

- Low tension cables for -40°C to 125°C
- Nominal system voltage up to 600 V AC or 900 V DC
- Temperature Class 3: -40°C to 125°C

### Product Options

#### Colors:

- Red or Black. Others available upon request

#### Packaging Options:

- Drums, various sizes and disposal or recyclable

Conductor Size	Number of Strands	Maximum Strand Diameter	Conductor Resistance, Maximum	Insulation Thickness, Minimum	Cable OD, Minimum	Cable OD, Maximum
mm <sup>2</sup>	± 5% ≥ 50 strands	mm	mΩ/m	mm	mm	mm
0.35	19	0.16	54.4	0.20	1.20	1.40
0.5	37	0.14	37.1	0.22	1.40	1.60
0.75	38	0.16	24.7	0.24	1.70	1.90
1	54	0.16	18.5	0.24	1.90	2.10
1.5	76	0.16	12.7	0.24	2.20	3.40
2	105	0.16	9.42	0.28	2.50	2.80
2.5	140	0.16	7.60	0.28	2.70	3.00
3	160	0.16	6.15	0.32	3.10	3.40
4	224	0.16	4.71	0.32	3.40	3.70
5	250	0.16	3.94	0.32	3.90	4.20
6	189	0.21	3.14	0.32	4.00	4.30

Rev 0 (2022-07-06)

Written by: FClayton

Prestolite Wire Engineering  
 Prysmian Group Automotive  
 Please note: Data subject to change without notice.  
 Contact your Customer Service Representative for any updates.



# Product Information Sheet



## Battery Cable

- 125°C
- Thin Wall
- Standard Stranding
- Flexible Insulation with Bare Copper Conductors
- High Voltage

### Features

- Copper Conductors per ASTM B3 and ASTM B33
- Insulation Material: XLPO (EPDM)
- RoHS Compliant

### Compliance

- Ford ES-AU5T-1A348-AA
- Ford ES-JU5T-1A348-AA
- Stellantis MS.90034/05
- GMW15626
- ISO 19642-05

### Applications

- Low tension cables for -40°C to 125°C
- Nominal system voltage up to 600 V AC or 900 V DC and 1000 V AC or 1500 V DC
- Temperature Class 3: -40°C to 125°C

### Product Options

#### Colors:

- Orange

#### Packaging Options:

- Reels, various sizes and disposal or recyclable

Conductor Size	Number of Strands	Maximum Strand Diameter	Conductor Resistance, Maximum	Insulation Thickness, Minimum	Cable OD, Minimum	Cable OD, Maximum
mm <sup>2</sup>	± 5%	mm	mΩ/m	mm	mm	mm
8	116	0.31	2.38	0.32	4.60	5.00
10	144	0.31	1.82	0.48	5.30	6.00
12	174	0.31	1.52	0.48	5.80	6.50
16	228	0.31	1.16	0.52	6.40	7.20
20	276	0.31	0.955	0.52	7.00	7.80
25	355	0.31	0.743	0.52	7.90	8.70
30	408	0.31	0.647	0.64	8.70	9.60
35	501	0.31	0.527	0.64	9.40	10.40
40	558	0.31	0.473	0.71	10.00	11.10
50	717	0.31	0.368	0.71	11.00	12.20
60	838	0.31	0.315	0.80	12.00	13.30
70	1019	0.31	0.259	0.80	13.00	14.40
85	1197	0.31	0.219	0.90	14.40	15.80
95	1347	0.31	0.196	0.90	15.30	16.70

Rev 0 (2022-07-06)

Written by: FClayton

Prestolite Wire Engineering  
 Prysmian Group Automotive  
 Please note: Data subject to change without notice.  
 Contact your Customer Service Representative for any updates.

# Product Information Sheet



## Battery Cable

- 125°C
- Thin Wall
- Flexible Stranding
- Flexible Insulation with Bare Copper Conductors
- High Voltage

### Features

- Copper Conductors per ASTM B3 and ASTM B33
- Insulation Material: XLPO (EPDM)
- RoHS Compliant

### Compliance

- Ford ES-AU5T-1A348-AA
- Ford ES-JU5T-1A348-AA
- Stellantis MS.90034/05
- GMW15626
- ISO 19642-05

### Applications

- Low tension cables for -40°C to 125°C
- Nominal system voltage up to 600 V AC or 900 V DC and 1000 V AC or 1500 V DC
- Temperature Class 3: -40°C to 125°C

### Product Options

#### Colors:

- Orange

#### Packaging Options:

- Reels, various sizes and disposal or recyclable

Conductor Size	Number of Strands	Maximum Strand Diameter	Conductor Resistance, Maximum	Insulation Thickness, Minimum	Cable OD, Minimum	Cable OD, Maximum
mm <sup>2</sup>	± 5%	mm	mΩ/m	mm	mm	mm
8	240	0.21	2.38	0.32	4.60	5.00
10	320	0.21	1.82	0.48	5.30	6.00
12	380	0.21	1.52	0.48	5.80	6.50
16	512	0.21	1.16	0.52	6.40	7.20
20	610	0.21	0.955	0.52	7.00	7.80
25	790	0.21	0.743	0.52	7.90	8.70
30	903	0.21	0.647	0.64	8.70	9.60
35	1102	0.21	0.527	0.64	9.40	10.40
40	1235	0.21	0.473	0.71	10.00	11.10
50	1600	0.21	0.368	0.71	11.00	12.20
60	1841	0.21	0.315	0.80	12.00	13.30
70	2147	0.21	0.259	0.80	13.00	14.40
85	2660	0.21	0.219	0.90	14.40	15.80
95	3000	0.21	0.196	0.90	15.30	16.70

Rev 1 (2022-08-11)

Written by: FClayton

Prestolite Wire Engineering  
Prismian Group Automotive

Please note: Data subject to change without notice.  
Contact your Customer Service Representative for any updates.

# Product Information Sheet



## Battery Cable

- 125°C
- Thick Wall
- Standard Conductor
- Flexible Insulation with Bare Copper Conductors
- High Voltage

### Features

- Copper Conductors per ASTM B3 and ASTM B33
- Insulation Material: XLPO (EPDM)
- RoHS Compliant

### Compliance

- Ford ES-AU5T-1A348-AA
- Ford ES-JU5T-1A348-AA
- Stellantis MS.90034/05
- GMW15626
- ISO 19642-05

### Applications

- Low tension cables for -40°C to 125°C
- Nominal system voltage up to 600 V AC or 900 V DC and 1000 V AC or 1500 V DC
- Temperature Class 3: -40°C to 125°C

### Product Options

#### Colors:

- Orange

#### Packaging Options:

- Reels, various sizes and disposal or recyclable

Conductor Size	Number of Strands	Maximum Strand Diameter	Maximum Conductor Diameter	Conductor Resistance, Maximum	Insulation Thickness, Minimum	Cable OD, Minimum	Cable OD, Maximum
mm <sup>2</sup>	± 5%	mm	mm	mΩ/m	mm	mm	mm
8	116	0.31	4.30	2.38	0.64	5.00	5.90
10	144	0.31	4.50	1.82	0.80	5.90	6.50
12	174	0.31	5.40	1.52	0.80	6.60	7.40
16	228	0.31	6.30	1.16	0.80	7.70	8.30
20	276	0.31	6.90	0.955	0.88	8.10	9.10
25	355	0.31	7.80	0.743	1.04	9.40	10.40
30	408	0.31	8.30	0.647	1.04	9.70	10.90
35	501	0.31	9.00	0.527	1.04	9.60	11.60
40	558	0.31	9.60	0.473	1.12	11.20	12.40
50	717	0.31	10.50	0.368	1.20	11.50	13.50
60	838	0.31	11.60	0.315	1.20	13.40	14.60
70	1019	0.31	12.50	0.259	1.20	13.50	15.50
85	197	0.31	13.60	0.219	1.28	14.80	16.80
95	1347	0.31	14.80	0.196	1.28	16.00	18.00
120*	1726	0.31	16.50	0.153	1.28	17.70	19.70

Rev 0 (2022-07-06)

Written by: FClayton

\* 120mm<sup>2</sup> is the only size available for thick wall application according to the Ford ES-AU5T-1A348-AA

Prestolite Wire Engineering  
Prysmian Group Automotive

Please note: Data subject to change without notice.  
Contact your Customer Service Representative for any updates.

# Product Information Sheet



## Battery Cable

- 125°C
- Thick Wall
- Flexible Conductor
- Flexible Insulation with Bare Copper Conductors
- High Voltage

### Features

- Copper Conductors per ASTM B3 and ASTM B33
- Insulation Material: XLPO (EPDM)
- RoHS Compliant

### Compliance

- Ford ES-AU5T-1A348-AA
- Ford ES-JU5T-1A348-AA
- Stellantis MS.90034/05
- GMW15626
- ISO 19642-05

### Applications

- Low tension cables for -40°C to 125°C
- Nominal system voltage up to 600 V AC or 900 V DC and 1000 V AC or 1500 V DC
- Temperature Class 3: -40°C to 125°C

### Product Options

#### Colors:

- Orange

#### Packaging Options:

- Reels, various sizes and disposal or recyclable

Conductor Size	Number of Strands	Maximum Strand Diameter	Maximum Conductor Diameter	Conductor Resistance, Maximum	Insulation Thickness, Minimum	Cable OD, Minimum	Cable OD, Maximum
mm <sup>2</sup>	± 5%	mm	mm	mΩ/m	mm	mm	mm
8	240	0.21	4.30	2.38	0.64	5.00	5.90
10	320	0.21	4.50	1.82	0.80	5.90	6.50
12	380	0.21	5.40	1.52	0.80	6.60	7.40
16	512	0.21	6.30	1.16	0.80	7.70	8.30
20	610	0.21	6.90	0.955	0.88	8.10	9.10
25	790	0.21	7.80	0.743	1.04	9.40	10.40
30	903	0.21	8.30	0.647	1.04	9.70	10.90
35	1102	0.21	9.00	0.527	1.04	9.60	11.60
40	1235	0.21	9.60	0.473	1.12	11.20	12.40
50	1600	0.21	10.50	0.368	1.20	11.50	13.50
60	1841	0.21	11.60	0.315	1.20	13.40	14.60
70	2147	0.21	12.50	0.259	1.20	13.50	15.50
85	2660	0.21	13.60	0.219	1.28	14.80	16.80
95	3000	0.21	14.80	0.196	1.28	16.00	18.00
120*	3724	0.21	16.50	0.153	1.28	17.70	19.70

Rev 0 (2022-07-06)

Written by: FClayton

\* 120mm<sup>2</sup> is the only size available for thick wall application according to the Ford ES-AU5T-1A348-AA

# Product Information Sheet



## Battery Cable

- 150°C
- Thin Wall
- Flexible Stranding
- Flexible Insulation with Bare Copper Conductors
- High Voltage

### Features

- Copper Conductors per ASTM B3 and ASTM B33
- Insulation Material: XLPO (EPDM)
- RoHS Compliant

### Compliance

- Ford ES-AU5T-1A348-AA
- Ford ES-JU5T-1A348-AA
- Stellantis MS.90034/05
- GMW15626
- ISO 19642-05

### Applications

- Low tension cables for -40°C to 150°C
- Nominal system voltage up to 600 V AC or 900 V DC and 1000 V AC or 1500 V DC
- Temperature Class 4: -40°C to 150°C

### Product Options

#### Colors:

- Orange

#### Packaging Options:

- Reels, various sizes and disposal or recyclable

Conductor Size	Number of Strands	Maximum Strand Diameter	Conductor Resistance, Maximum	Insulation Thickness, Minimum	Cable OD, Minimum	Cable OD, Maximum
mm <sup>2</sup>	± 5%	mm	mΩ/m	mm	mm	mm
8	240	0.21	2.38	0.32	4.60	5.00
10	320	0.21	1.82	0.48	5.30	6.00
12	380	0.21	1.52	0.48	5.80	6.50
16	512	0.21	1.16	0.52	6.40	7.20
20	610	0.21	0.955	0.52	7.00	7.80
25	790	0.21	0.743	0.52	7.90	8.70
30	903	0.21	0.647	0.64	8.70	9.60
35	1102	0.21	0.527	0.64	9.40	10.40
40	1235	0.21	0.473	0.71	10.00	11.10
50	1600	0.21	0.368	0.71	11.00	12.20
60	1841	0.21	0.315	0.80	12.00	13.30
70	2147	0.21	0.259	0.80	13.00	14.40
85	2660	0.21	0.219	0.90	14.40	15.80
95	3000	0.21	0.196	0.90	15.30	16.70

Rev 0 (2022-05-20)

Written by: FClayton

Prestolite Wire Engineering  
 Prysmian Group Automotive  
 Please note: Data subject to change without notice.  
 Contact your Customer Service Representative for any updates.

# Product Information Sheet



## Battery Cable

- 150°C
- Thick Wall
- Flexible Conductor
- Flexible Insulation with Bare Copper Conductors
- High Voltage

### Features

- Copper Conductors per ASTM B3 and ASTM B33
- Insulation Material: XLPO (EPDM)
- RoHS Compliant

### Compliance

- Ford ES-AU5T-1A348-AA
- Ford ES-JU5T-1A348-AA
- Stellantis MS.90034/05
- GMW15626
- ISO 19642-05

### Applications

- Low tension cables for -40°C to 150°C
- Nominal system voltage up to 600 V AC or 900 V DC and 1000 V AC or 1500 V DC
- Temperature Class 4: -40°C to 150°C

### Product Options

#### Colors:

- Orange

#### Packaging Options:

- Reels, various sizes and disposal or recyclable

Conductor Size	Number of Strands	Maximum Strand Diameter	Maximum Conductor Diameter	Conductor Resistance, Maximum	Insulation Thickness, Minimum	Cable OD, Minimum	Cable OD, Maximum
mm <sup>2</sup>	± 5%	mm	mm	mΩ/m	mm	mm	mm
8	240	0.21	4.30	2.38	0.64	5.00	5.90
10	320	0.21	4.50	1.82	0.80	5.90	6.50
12	380	0.21	5.40	1.52	0.80	6.60	7.40
16	512	0.21	6.30	1.16	0.80	7.70	8.30
20	610	0.21	6.90	0.955	0.88	8.10	9.10
25	790	0.21	7.80	0.743	1.04	9.40	10.40
30	903	0.21	8.30	0.647	1.04	9.70	10.90
35	1102	0.21	9.00	0.527	1.04	9.60	11.60
40	1235	0.21	9.60	0.473	1.12	11.20	12.40
50	1600	0.21	10.50	0.368	1.20	11.50	13.50
60	1841	0.21	11.60	0.315	1.20	13.40	14.60
70	2147	0.21	12.50	0.259	1.20	13.50	15.50
85	2660	0.21	13.60	0.219	1.28	14.80	16.80
95	3000	0.21	14.80	0.196	1.28	16.00	18.00
120*	3724	0.21	16.50	0.153	1.28	17.70	19.70

Rev 0 (2022-05-20)

Written by: FClayton

\* 120mm<sup>2</sup> is the only size available for thick wall application according to the Ford ES-AU5T-1A348-AA

Prestolite Wire Engineering  
Prysmian Group Automotive

Please note: Data subject to change without notice.  
Contact your Customer Service Representative for any updates.

# Product Information Sheet



## Battery Cable

- 200°C
- Thin Wall
- Flexible Stranding
- Flexible Insulation with Bare Copper Conductors
- High Voltage

### Features

- Copper Conductors per ASTM B3 and ASTM B33
- Insulation Material: Silicone
- RoHS Compliant

### Compliance

- Ford ES-AU5T-1A348-AA
- Ford ES-JU5T-1A348-AA
- Stellantis MS.90034/05
- GMW15626
- ISO 19642-05

### Applications

- Low tension cables for -40°C to 200°C
- Nominal system voltage up to 600 V AC or 900 V DC and 1000 V AC or 1500 V DC
- Temperature Class 6: -40°C to 200°C

### Product Options

#### Colors:

- Orange

#### Packaging Options:

- Reels, various sizes and disposal or recyclable

Conductor Size	Number of Strands	Maximum Strand Diameter	Conductor Resistance, Maximum	Insulation Thickness, Minimum	Cable OD, Minimum	Cable OD, Maximum
mm <sup>2</sup>	± 5%	mm	mΩ/m	mm	mm	mm
8	240	0.21	2.38	0.32	4.60	5.00
10	320	0.21	1.82	0.48	5.30	6.00
12	380	0.21	1.52	0.48	5.80	6.50
16	512	0.21	1.16	0.52	6.40	7.20
20	610	0.21	0.955	0.52	7.00	7.80
25	790	0.21	0.743	0.52	7.90	8.70
30	903	0.21	0.647	0.64	8.70	9.60
35	1102	0.21	0.527	0.64	9.40	10.40
40	1235	0.21	0.473	0.71	10.00	11.10
50	1600	0.21	0.368	0.71	11.00	12.20
60	1841	0.21	0.315	0.80	12.00	13.30
70	2147	0.21	0.259	0.80	13.00	14.40
85	2660	0.21	0.219	0.90	14.40	15.80
95	3000	0.21	0.196	0.90	15.30	16.70

Rev 0 (2022-05-20)

Written by: FClayton

Prestolite Wire Engineering  
 Prysmian Group Automotive  
 Please note: Data subject to change without notice.  
 Contact your Customer Service Representative for any updates.

# Product Information Sheet



## Battery Cable

- 200°C
- Thick Wall
- Flexible Conductor
- Flexible Insulation with Bare Copper Conductors
- High Voltage

### Features

- Copper Conductors per ASTM B3 and ASTM B33
- Insulation Material: Silicone
- RoHS Compliant

### Compliance

- Ford ES-AU5T-1A348-AA
- Ford ES-JU5T-1A348-AA
- Stellantis MS.90034/05
- GMW15626
- ISO 19642-05

### Applications

- Low tension cables for -40°C to 200°C
- Nominal system voltage up to 600 V AC or 900 V DC and 1000 V AC or 1500 V DC
- Temperature Class 4: -40°C to 200°C

### Product Options

#### Colors:

- Orange

#### Packaging Options:

- Reels, various sizes and disposal or recyclable

Conductor Size	Number of Strands	Maximum Strand Diameter	Maximum Conductor Diameter	Conductor Resistance, Maximum	Insulation Thickness, Minimum	Cable OD, Minimum	Cable OD, Maximum
mm <sup>2</sup>	± 5%	mm	mm	mΩ/m	mm	mm	mm
8	240	0.21	4.30	2.38	0.64	5.00	5.90
10	320	0.21	4.50	1.82	0.80	5.90	6.50
12	380	0.21	5.40	1.52	0.80	6.60	7.40
16	512	0.21	6.30	1.16	0.80	7.70	8.30
20	610	0.21	6.90	0.955	0.88	8.10	9.10
25	790	0.21	7.80	0.743	1.04	9.40	10.40
30	903	0.21	8.30	0.647	1.04	9.70	10.90
35	1102	0.21	9.00	0.527	1.04	9.60	11.60
40	1235	0.21	9.60	0.473	1.12	11.20	12.40
50	1600	0.21	10.50	0.368	1.20	11.50	13.50
60	1841	0.21	11.60	0.315	1.20	13.40	14.60
70	2147	0.21	12.50	0.259	1.20	13.50	15.50
85	2660	0.21	13.60	0.219	1.28	14.80	16.80
95	3000	0.21	14.80	0.196	1.28	16.00	18.00
120*	3724	0.21	16.50	0.153	1.28	17.70	19.70

Rev 0 (2022-05-20)

Written by: FClayton

\* 120mm<sup>2</sup> is the only size available for thick wall application according to the Ford ES-AU5T-1A348-AA

Prestolite Wire Engineering  
Prysmian Group Automotive

Please note: Data subject to change without notice.  
Contact your Customer Service Representative for any updates.



# Product Information Sheet



## Battery Cable

- 200°C
- Thin Wall
- Flexible Stranding
- Flexible Insulation with Bare Copper Conductors
- High Voltage

### Features

- Copper Conductors per ASTM B3 and ASTM B33
- Insulation Material: XLFE
- RoHS Compliant

### Compliance

- Ford ES-AU5T-1A348-AA
- Ford ES-JU5T-1A348-AA
- Stellantis MS.90034/05
- GMW15626
- ISO 19642-05

### Applications

- Low tension cables for -40°C to 200°C
- Nominal system voltage up to 600 V AC or 900 V DC and 1000 V AC or 1500 V DC
- Temperature Class 6: -40°C to 200°C

### Product Options

#### Colors:

- Orange

#### Packaging Options:

- Reels, various sizes and disposal or recyclable

Conductor Size	Number of Strands	Maximum Strand Diameter	Conductor Resistance, Maximum	Insulation Thickness, Minimum	Cable OD, Minimum	Cable OD, Maximum
mm <sup>2</sup>	± 5%	mm	mΩ/m	mm	mm	mm
8	240	0.21	2.38	0.32	4.60	5.00
10	320	0.21	1.82	0.48	5.30	6.00
12	380	0.21	1.52	0.48	5.80	6.50
16	512	0.21	1.16	0.52	6.40	7.20
20	610	0.21	0.955	0.52	7.00	7.80
25	790	0.21	0.743	0.52	7.90	8.70
30	903	0.21	0.647	0.64	8.70	9.60
35	1102	0.21	0.527	0.64	9.40	10.40
40	1235	0.21	0.473	0.71	10.00	11.10
50	1600	0.21	0.368	0.71	11.00	12.20
60	1841	0.21	0.315	0.80	12.00	13.30
70	2147	0.21	0.259	0.80	13.00	14.40
85	2660	0.21	0.219	0.90	14.40	15.80
95	3000	0.21	0.196	0.90	15.30	16.70

Rev 0 (2022-05-20)

Written by: FClayton

Prestolite Wire Engineering  
 Prysmian Group Automotive  
 Please note: Data subject to change without notice.  
 Contact your Customer Service Representative for any updates.

# Product Information Sheet



## Battery Cable

- 200°C
- Thick Wall
- Flexible Conductor
- Flexible Insulation with Bare Copper Conductors
- High Voltage

### Features

- Copper Conductors per ASTM B3 and ASTM B33
- Insulation Material: XLFE
- RoHS Compliant

### Compliance

- Ford ES-AU5T-1A348-AA
- Ford ES-JU5T-1A348-AA
- Stellantis MS.90034/05
- GMW15626
- ISO 19642-05

### Applications

- Low tension cables for -40°C to 200°C
- Nominal system voltage up to 600 V AC or 900 V DC and 1000 V AC or 1500 V DC
- Temperature Class 4: -40°C to 200°C

### Product Options

#### Colors:

- Orange

#### Packaging Options:

- Reels, various sizes and disposal or recyclable

Conductor Size	Number of Strands	Maximum Strand Diameter	Maximum Conductor Diameter	Conductor Resistance, Maximum	Insulation Thickness, Minimum	Cable OD, Minimum	Cable OD, Maximum
mm <sup>2</sup>	± 5%	mm	mm	mΩ/m	mm	mm	mm
8	240	0.21	4.30	2.38	0.64	5.00	5.90
10	320	0.21	4.50	1.82	0.80	5.90	6.50
12	380	0.21	5.40	1.52	0.80	6.60	7.40
16	512	0.21	6.30	1.16	0.80	7.70	8.30
20	610	0.21	6.90	0.955	0.88	8.10	9.10
25	790	0.21	7.80	0.743	1.04	9.40	10.40
30	903	0.21	8.30	0.647	1.04	9.70	10.90
35	1102	0.21	9.00	0.527	1.04	9.60	11.60
40	1235	0.21	9.60	0.473	1.12	11.20	12.40
50	1600	0.21	10.50	0.368	1.20	11.50	13.50
60	1841	0.21	11.60	0.315	1.20	13.40	14.60
70	2147	0.21	12.50	0.259	1.20	13.50	15.50
85	2660	0.21	13.60	0.219	1.28	14.80	16.80
95	3000	0.21	14.80	0.196	1.28	16.00	18.00
120*	3724	0.21	16.50	0.153	1.28	17.70	19.70

Rev 0 (2022-05-20)

Written by: FClayton

\* 120mm<sup>2</sup> is the only size available for thick wall application according to the Ford ES-AU5T-1A348-AA

# Product Information Sheet



## High Voltage Shielded Cable

- 150°C – XLPO (EPDM)
- Single-Core – Thin Wall
- Flexible Stranding
- METRIC – 600 V AC or 900 V DC and 1000 V AC or 1500 V DC

### Features

- Copper Conductors
- Insulation: 150°C XLPO (EPDM) Cable Class D
- Sheath: 150°C XLPO (EPDM) Cable Class D
- RoHS Compliant

### Compliance

- ISO 19642-9
- Stellantis MS.90034/09
- GMW15839
- Ford ES-JU5T-1A348-AA
- Conductors: ISO 19642-5 (Flexible)

### Applications

- Cables used for transportation vehicle systems
- Suitable for use inside the engine compartment
- Temperature range: -40°C to 150°C

### Product Options

#### Colors:

- Orange. Others available upon request

#### Braiding:

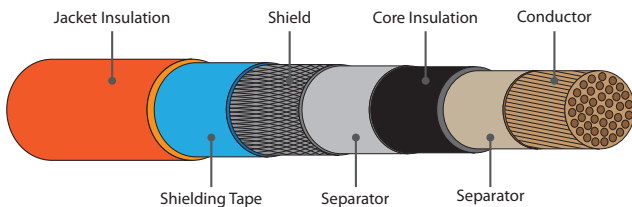
- Tinned Copper

#### Screening:

- Aluminum-backed PET foil in contact with braid

#### Packaging Options:

- Reels, various sizes and disposal or recyclable



Cable size (mm <sup>2</sup> )	Cond. Dia Max (mm)	# of Strands Flex. Cond.	Max. Cond. Resist. mΩ/m at 20°C	CSA mm <sup>2</sup> Max.	CSA mm <sup>2</sup> Min.	Core				Screen		Outer Jacket			
						OD Min (mm)	OD Max (mm)	Insul. Thickness Nom. (mm)	Insul. Thickness Min. (mm)	Cond. (mm)	Max (mm)	Nom. Wall Thickness (mm)	Min. Wall Thickness (mm)	Min Cable OD (mm)	Max Cable OD (mm)
8.0	4.3	240	2.380	7.8	7.2	4.60	5.00	0.40	0.32	0.19	5.8	0.65	0.52	6.5	7.1
10.0	4.5	320	1.820	10.2	9.5	5.3	6.00	0.60	0.48	0.19	6.8	0.65	0.52	7.5	8.1
12.0	5.4	380	1.520	12.3	11.3	5.80	6.50	0.60	0.48	0.19	7.3	0.65	0.52	8.0	8.6
16.0	6.3	512	1.160	16.1	14.9	6.4	7.20	0.65	0.52	0.19	8.0	0.80	0.64	9.0	9.6
20.0	6.9	610	0.955	19.5	18.1	7.00	7.80	0.65	0.52	0.19	8.6	0.80	0.64	9.6	10.2
25.0	7.8	790	0.743	25.1	23.2	7.9	8.70	0.65	0.52	0.21	9.5	0.90	0.72	10.7	11.3
30.0	8.3	903	0.647	28.8	26.6	8.70	9.60	0.80	0.64	0.21	10.4	0.90	0.72	11.6	12.2
35.0	9.0	1102	0.527	35.3	32.7	9.4	10.40	0.80	0.64	0.21	11.2	1.00	0.80	12.6	13.2
40.0	9.6	1235	0.473	39.4	36.5	10.00	11.10	0.90	0.71	0.21	11.9	1.00	0.80	13.3	13.9
50.0	10.5	1600	0.368	50.6	46.9	11.0	12.20	0.90	0.71	0.21	13.0	1.10	0.88	14.6	15.2
60.0	11.6	1841	0.315	59.1	54.7	12.00	13.30	1.00	0.80	0.21	14.1	1.10	0.88	15.5	16.3
70.0	12.5	2147	0.259	71.9	66.6	13.0	14.40	1.00	0.80	0.21	15.2	1.10	0.88	16.6	17.4
85.0	13.6	2660	0.219	85.0	78.7	14.40	15.80	1.13	0.90	0.26	16.8	1.10	0.88	18.2	19.0
95.0	14.8	3000	0.196	95.0	88.0	15.3	16.70	1.13	0.90	0.26	17.7	1.10	0.88	19.1	19.9
120.0	16.5	3724	0.153	122.0	113.0	17.70	19.70	1.60	1.28	0.26	20.7	1.70	1.36	23.3	24.1

Rev 1 (2023-03-02)

Written by: TCunningham

Prestolite Wire Engineering  
Prysmian Group Automotive

Please note: Data subject to change without notice.  
Contact your Customer Service Representative for any updates.

# Product Information Sheet



## High Voltage Shielded Cable

- 200°C – Silicone
- Single-Core – Thin Wall
- Flexible Stranding
- METRIC – 600 V AC or 900 V DC and 1000 V AC or 1500 V DC

### Features

- Copper Conductors
- Insulation: 200°C Silicone Cable Class F
- Sheath: 200°C Silicone Cable Class F
- RoHS Compliant

### Compliance

- ISO 19642-9
- Stellantis MS.90034/09
- GMW15839
- Ford ES-JU5T-1A348-AA
- Conductors: ISO 19642-5 (Flexible)

### Applications

- Cables used for transportation vehicle systems
- Suitable for use inside the engine compartment
- Temperature range: -40°C to 200°C

### Product Options

#### Colors:

- Orange. Others available upon request

#### Braiding:

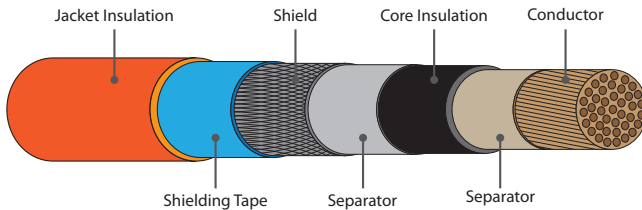
- Tinned Copper

#### Screening:

- Aluminum-backed PET foil in contact with braid

#### Packaging Options:

- Reels, various sizes and disposal or recyclable



Cable size (mm <sup>2</sup> )	Cond. Dia Max (mm)	# of Strands Flex. Cond.	Max. Cond. Resist. mΩm at 20°C	CSA mm <sup>2</sup> Max.	CSA mm <sup>2</sup> Min.	Core				Screen		Outer Jacket			
						OD Min (mm)	OD Max (mm)	Insul. Thickness Nom. (mm)	Insul. Thickness Min. (mm)	Cond. (mm)	Max (mm)	Nom. Wall Thickness (mm)	Min. Wall Thickness (mm)	Min Cable OD (mm)	Max Cable OD (mm)
8.0	4.3	240	2.380	7.8	7.2	4.60	5.00	0.40	0.32	0.19	5.8	0.65	0.52	6.5	7.1
10.0	4.5	320	1.820	10.2	9.5	5.3	6.00	0.60	0.48	0.19	6.8	0.65	0.52	7.5	8.1
12.0	5.4	380	1.520	12.3	11.3	5.80	6.50	0.60	0.48	0.19	7.3	0.65	0.52	8.0	8.6
16.0	6.3	512	1.160	16.1	14.9	6.4	7.20	0.65	0.52	0.19	8.0	0.80	0.64	9.0	9.6
20.0	6.9	610	0.955	19.5	18.1	7.00	7.80	0.65	0.52	0.19	8.6	0.80	0.64	9.6	10.2
25.0	7.8	790	0.743	25.1	23.2	7.9	8.70	0.65	0.52	0.21	9.5	0.90	0.72	10.7	11.3
30.0	8.3	903	0.647	28.8	26.6	8.70	9.60	0.80	0.64	0.21	10.4	0.90	0.72	11.6	12.2
35.0	9.0	1102	0.527	35.3	32.7	9.4	10.40	0.80	0.64	0.21	11.2	1.00	0.80	12.6	13.2
40.0	9.6	1235	0.473	39.4	36.5	10.00	11.10	0.90	0.71	0.21	11.9	1.00	0.80	13.3	13.9
50.0	10.5	1600	0.368	50.6	46.9	11.0	12.20	0.90	0.71	0.21	13.0	1.10	0.88	14.6	15.2
60.0	11.6	1841	0.315	59.1	54.7	12.00	13.30	1.00	0.80	0.21	14.1	1.10	0.88	15.5	16.3
70.0	12.5	2147	0.259	71.9	66.6	13.0	14.40	1.00	0.80	0.21	15.2	1.10	0.88	16.6	17.4
85.0	13.6	2660	0.219	85.0	78.7	14.40	15.80	1.13	0.90	0.26	16.8	1.10	0.88	18.2	19.0
95.0	14.8	3000	0.196	95.0	88.0	15.3	16.70	1.13	0.90	0.26	17.7	1.10	0.88	19.1	19.9
120.0	16.5	3724	0.153	122.0	113.0	17.70	19.70	1.60	1.28	0.26	20.7	1.70	1.36	23.3	24.1

Rev 1 (2023-03-02)

Written by: TCunningham

Prestolite Wire Engineering  
Prismian Group Automotive

Please note: Data subject to change without notice.  
Contact your Customer Service Representative for any updates.



# Product Information Sheet



## High Voltage Shielded Cable

- 200°C – XLFE
- Single-Core – Thin Wall
- Flexible Stranding
- METRIC – 600 V AC or 900 V DC and 1000 V AC or 1500 V DC

### Features

- Copper Conductors
- Insulation: 200°C XLFE Cable Class F
- Sheath: 200°C XLFE Cable Class F
- RoHS Compliant

### Compliance

- ISO 19642-9
- Stellantis MS.90034/09
- GMW15839
- Ford ES-JU5T-1A348-AA
- Conductors: ISO 19642-5 (Flexible)

### Applications

- Cables used for transportation vehicle systems
- Suitable for use inside the engine compartment
- Temperature range: -40°C to 200°C

### Product Options

#### Colors:

- Orange. Others available upon request

#### Braiding:

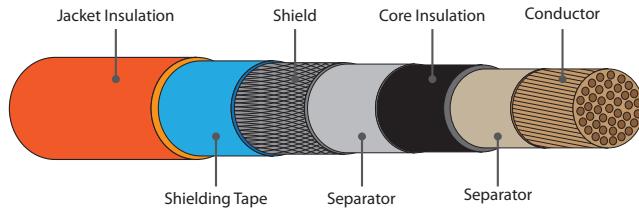
- Tinned Copper

#### Screening:

- Aluminum-backed PET foil in contact with braid

#### Packaging Options:

- Reels, various sizes and disposal or recyclable



Cable size (mm <sup>2</sup> )	Cond. Dia Max (mm)	# of Strands Flex. Cond.	Max. Cond. Resist. mΩm at 20°C	CSA mm <sup>2</sup> Max.	CSA mm <sup>2</sup> Min.	Core				Screen		Outer Jacket			
						OD Min (mm)	OD Max (mm)	Insul. Thickness Nom. (mm)	Insul. Thickness Min. (mm)	Cond. (mm)	Max (mm)	Nom. Wall Thickness (mm)	Min. Wall Thickness (mm)	Min Cable OD (mm)	Max Cable OD (mm)
8.0	4.3	240	2.380	7.8	7.2	4.60	5.00	0.40	0.32	0.19	5.8	0.65	0.52	6.5	7.1
10.0	4.5	320	1.820	10.2	9.5	5.3	6.00	0.60	0.48	0.19	6.8	0.65	0.52	7.5	8.1
12.0	5.4	380	1.520	12.3	11.3	5.80	6.50	0.60	0.48	0.19	7.3	0.65	0.52	8.0	8.6
16.0	6.3	512	1.160	16.1	14.9	6.4	7.20	0.65	0.52	0.19	8.0	0.80	0.64	9.0	9.6
20.0	6.9	610	0.955	19.5	18.1	7.00	7.80	0.65	0.52	0.19	8.6	0.80	0.64	9.6	10.2
25.0	7.8	790	0.743	25.1	23.2	7.9	8.70	0.65	0.52	0.21	9.5	0.90	0.72	10.7	11.3
30.0	8.3	903	0.647	28.8	26.6	8.70	9.60	0.80	0.64	0.21	10.4	0.90	0.72	11.6	12.2
35.0	9.0	1102	0.527	35.3	32.7	9.4	10.40	0.80	0.64	0.21	11.2	1.00	0.80	12.6	13.2
40.0	9.6	1235	0.473	39.4	36.5	10.00	11.10	0.90	0.71	0.21	11.9	1.00	0.80	13.3	13.9
50.0	10.5	1600	0.368	50.6	46.9	11.0	12.20	0.90	0.71	0.21	13.0	1.10	0.88	14.6	15.2
60.0	11.6	1841	0.315	59.1	54.7	12.00	13.30	1.00	0.80	0.21	14.1	1.10	0.88	15.5	16.3
70.0	12.5	2147	0.259	71.9	66.6	13.0	14.40	1.00	0.80	0.21	15.2	1.10	0.88	16.6	17.4
85.0	13.6	2660	0.219	85.0	78.7	14.40	15.80	1.13	0.90	0.26	16.8	1.10	0.88	18.2	19.0
95.0	14.8	3000	0.196	95.0	88.0	15.3	16.70	1.13	0.90	0.26	17.7	1.10	0.88	19.1	19.9
120.0	16.5	3724	0.153	122.0	113.0	17.70	19.70	1.60	1.28	0.26	20.7	1.70	1.36	23.3	24.1

Rev 1 (2023-03-02)

Written by: TCunningham

Prestolite Wire Engineering

Prysmian Group Automotive

Please note: Data subject to change without notice.

Contact your Customer Service Representative for any updates.



Prysmian Group is a multinational company headquartered in Milan, specializing in the production of cable and systems for use in the energy and telecom industries. Prysmian is the largest cable producer in the world with 30,000 associates and \$16 billion in sales. Prysmian is present in North America with 28 plants, 48 in Europe, 13 in Latin America, 7 in the Middle East, Africa and Turkey, and 13 in Asia-Pacific.

Based in Highland Heights, Ky., Prysmian Group North America operations include 28 manufacturing facilities, eight distribution centers, six R&D centers, and more than 6,000 associates with net sales of \$6 billion. Additional information is available at [na.prysmiangroup.com](http://na.prysmiangroup.com).



**PRYSMIAN GROUP**

4 Tesseneer Drive, Highland Heights, KY 41076  
+1-859-572-8000 / [na.prysmiangroup.com](http://na.prysmiangroup.com)

AUT-0001-0323

Follow us:

