

GenSPEED® 10 MTP™ Category 6A Cable

Superior Alien Crosstalk Protection and EMI Immunity

Features and Benefits

- Utilizes innovative Mosaic™ Variable Laser Cut Tape to provide superior protection against alien crosstalk. Guaranteed +8 dB over TIA 568.2-D Standard for both PSANEXT & PSAACRF.
- Variable laser cut pattern delivers maximum protection against EMI noise.
- Smaller cable diameter allows for greater cable density, reducing cable management costs.
- Simplified design and improved bend radius make it easier to strip, terminate and route, reducing installation time and expense.
- UL Listed CMP-LP 0.7A with certified performance for high-power PoE applications.
- UL Listed CMR-LP 0.5A with certified performance for high power PoE applications.
- CMP - UL verified with certified performance for 100W power over HDBaseT.
- CMP 105°C jacket rating provides greater protection against increased operating temperatures and for high-wattage applications.
- The internal separator optimizes internal pair geometry to yield superior electrical performance and maintain flexibility.
- TRU-Mark® print legend contains footage markings from 1000' to 0'
- All GenSPEED products are made in the U.S.A.

Applications

- IEEE 802.3: 10G BASE-T, 1000 BASE-T, 100 BASE-TX, 10 BASE-T, PoE, PoE+ and PoE++
- ANSI/TIA 854: 1000 BASE-TX
- Digital Video
- Broadband and Baseband Analog Video
- CDDI, Token Ring, ATM

Standard Compliances

- ANSI/TIA 568.2-D
- NEC/CEC Type CMP (NFPA 262) for Plenum
- NEC/CEC Type CMR (UL 1666) for Riser
- UL Listed CMP-LP 0.7A*
- UL Listed CMR-LP 0.5A
- UL 444
- UL 4299
- RoHS Compliant Directive 2011/65/EU
- ANSI/TIA 862 (Building Automation)
- ICEA S-116-732
- ISO/IEC 11801 Ed. 2.0 (Class E₂)

*0.7A is the ampacity rating of the cable, which equals to 140 watts using 50 volts over four pairs.



FEATURING

MOSAIC
VARIABLE LASER CUT TAPE



CONSTRUCTION

Conductors

- 23 AWG solid bare annealed copper

Insulation

- Plenum: Fluoropolymer
- Non-Plenum: Thermoplastic

Color Code

- Pair 1: Blue-White
- Pair 2: Orange-White
- Pair 3: Green-White
- Pair 4: Brown-White

Separator

- Cross-Web

ANEXT Protection:

- Mosaic™ Variable Laser Cut Tape

Jacket











- Plenum: Low-Smoke, Flame-Retardant PVC
- Non-Plenum: Flame-Retardant PVC

PHYSICAL DATA

	CMP (Plenum)	CMR (Non-Plenum)
Nominal Cable Diameter (in)	0.250	0.255
Nominal Cable Weight (lbs/1000 ft)	32	32
Minimum Bend Radius (in)	1	1.06
Maximum Pulling Force (lbs)	40	40
Temperature Rating (°C)		
Installation:	0 to +60	0 to +60
Operation:	-20 to +105	-20 to +75

PART NUMBERS

Standard packaging: 1000' Pull-Pac or spool. Spool-Pac by special order.

Jacket Color	CMP (Plenum)		CMR (Non-Plenum)	
	Spool	Pull-Pac®	Spool	Pull-Pac®
 Blue	7141849	7141839	7143849	7143839
 White	7141850	7141840	7143850	7143840
 Gray	7141851	7141841	7143851	7143841
 Yellow	7141852	7141842	7143852	7143842
 Green	7141853	7141843	7143853	7143843
 Red	7141854	7141844	7143854	7143844
 Purple	7141855	7141845	7143855	7143845
 Orange	7141856	7141846	7143856	7143846
 Pink	7141857	7141847	7143857	7143847
 Black	7141858	7141848	7143858	7143848

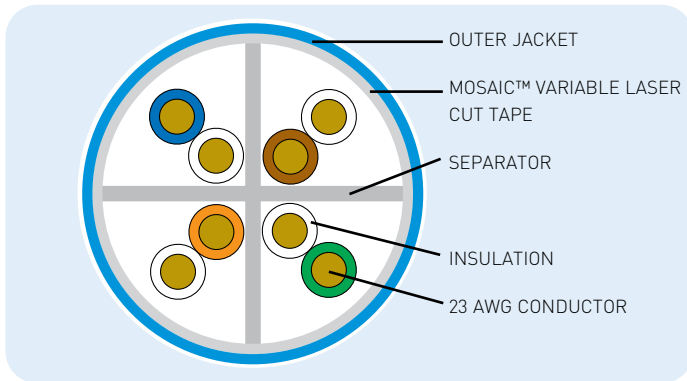
Non-stock items may be subject to minimum order quantities.

ELECTRICAL PERFORMANCE

Frequency MHz	PSACR*	ACR*	Insertion Loss	PSNEXT	NEXT	PSACRF	ACRF	Return Loss	TCL	PSANEXT		PSAACRF				
	(min)	(min)	(min)	(min)	(min)	(min)	(min)	(min)	(min)	(min)	(min)	(min)	(min)	(min)	(min)	
	General Cable Guaranteed	General Cable Guaranteed	TIA Guaranteed	TIA Guaranteed	TIA Guaranteed	TIA Guaranteed	TIA Guaranteed	TIA Guaranteed	TIA Guaranteed	TIA Guaranteed	TIA Guaranteed	General Cable Typical	General Cable Typical	TIA Guaranteed	General Cable Guaranteed	General Cable Typical
1	70.2	72.2	2.1	72.3	74.3	64.8	67.8	20.0	40.0	67.0	75.0	79.0	67.0	75.0	79.0	
4	59.5	61.5	3.8	63.3	65.3	52.8	55.8	23.0	40.0	67.0	75.0	79.0	66.2	74.4	78.2	
10	51.4	53.4	5.9	57.3	59.3	44.8	47.8	25.0	40.0	67.0	75.0	79.0	58.2	66.2	70.2	
16	46.8	48.8	7.5	54.2	56.2	40.7	43.7	25.0	38.0	67.0	75.0	79.0	54.1	62.1	66.1	
20	44.4	46.4	8.4	52.8	54.8	38.8	41.8	25.0	37.0	67.0	75.0	79.0	52.2	60.2	64.2	
31.25	39.4	41.4	10.5	49.9	51.9	34.9	37.9	23.6	35.1	67.0	75.0	79.0	48.3	56.3	60.3	
62.5	30.4	32.4	15.0	45.4	47.4	28.9	31.9	21.5	32.0	65.6	73.6	77.6	42.3	50.3	54.3	
100	23.2	25.2	19.1	42.3	44.3	24.8	27.8	20.1	30.0	62.5	70.5	74.5	38.2	46.2	50.2	
150	16.0	18.0	23.7	39.7	41.7	21.3	24.3	18.9	28.2	59.9	67.9	71.9	34.7	42.7	46.7	
200	10.2	12.2	27.6	37.8	39.8	18.8	21.8	18.0	27.0	58.0	66.0	70.0	32.2	40.2	44.2	
250	5.2	7.2	31.1	36.3	38.3	16.8	19.8	17.3	26.0	56.5	64.5	68.5	30.2	38.2	42.2	
300	0.9	2.9	34.3	35.1	37.1	15.3	18.3	16.8	25.2	55.3	63.3	67.3	28.7	36.7	40.7	
400	—	—	40.1	33.3	35.3	12.8	15.8	15.9	24.0	53.5	61.5	65.5	26.2	34.2	38.2	
500	—	—	45.3	31.8	33.8	10.8	13.8	15.2	23.0	52.0	60.0	64.0	24.2	32.2	36.2	

Note: Values are expressed in dB per 100 m (328 ft.) length @ 20°C.
 *PSACR & ACR not specified in ANSI/TIA 568.2-D

CROSS-SECTION



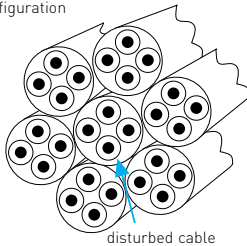
ELECTRICAL CHARACTERISTICS

	Max.	Nom.
DC Resistance Ohms/100 m (328 ft) @ 20°C	9.38	7.00
DC Resistance Unbalanced Individual Pair %	4.00	< 1
Delay Skew (Max) ns/100 m	45	
Nom. Velocity of Propagation % Speed of Light	70	
Characteristic Impedance Frequency (f):	Ohms 1-500 MHz	100 ± 15

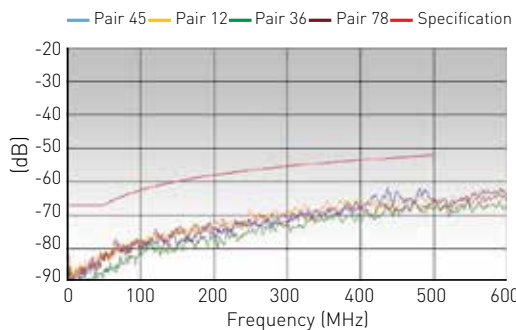
4 PAIR CABLES:

Bundles of 7 Test Results

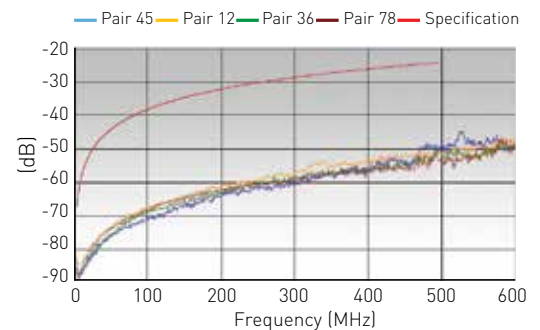
Six-around-one configuration



PSANEXT



PSAACRF



Data subject to change without notice.