

5-46kV TRXLPE DOUBLESEAL™

Medium Voltage Utility Cables



Applications

Single conductor cable with solid or filled strand aluminum or copper conductors, triple extruded insulation system consisting of a thermosetting semiconducting conductor shield, high dielectric strength VOLTALENE™ TRXLPE insulation, thermosetting semiconducting insulation shield, copper concentric neutral wires, water swellable agents, black encapsulating linear low-density polyethylene (LLDPE) jacket.

Specifications and ratings

AEIC- AEIC CS8

ICEA- ICEA S-94-649

ICEA- ICEA T-31-610

ICEA- ICEA T-34-664

For 90°C continuous, 130°C emergency, 250°C short-circuit operation

Options

- Black LLDPE jacket with no stripes
- Multiplex cables
- Super smooth conductor shield
- Tinned round and flat strap neutrals
- Compact stranded conductors
- UL MV-90 rating if required
- 46kV
- RUS Bulletin 1728F-U1 where applicable

Installation



Conduit in Air



Direct Buried



Underground Duct



Isolated in Air



Wet Locations



Dry Locations



With Messenger



Utility Primary

Design Parameters

CONDUCTORS: Solid or Class B Compressed concentric strand aluminum alloy 1350 or soft drawn annealed copper per ASTM. Stranded conductors are water-blocked with STRANDSEAL® conductor filling compound.

CONDUCTOR SHIELD: Extruded thermosetting semiconducting shield which is free stripping from the conductor and bonded to the insulation.

INSULATION: Natural high dielectric VOLTALENE™ TRXLPE insulation, exhibiting an optimum balance of mechanical and electrical properties, assuring resistance to treeing.

INSULATION SHIELD: Extruded thermosetting semiconducting shield with controlled adhesion to the insulation providing the required balance between electrical integrity and ease of stripping.

METALLIC SHIELD: Solid bare copper wires, helically applied and uniformly spaced. Water-blocking agents applied over the insulation shield and around the neutral wires to resist longitudinal water penetration.

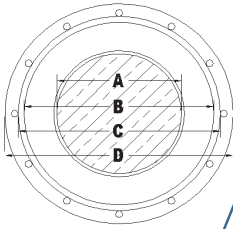
JACKET: Black insulating sunlight resistant linear low-density polyethylene encapsulating the neutral wires with three extruded red stripes and NESC lightning bolt symbol.

Prysmian Group

700 Industrial Drive | Lexington, SC 29072 | +1-800-845-8507 | website: na.prysmiangroup.com
137 Commerce Drive | Johnstown, Ontario K0E 1T1

5kV TRXLPE DOUBLESEAL™

100% Medium Voltage Utility Cables



Product Number	Conductor	Insulation Thickness (mils)	Concentric Neutral	Conductor Diameter (in)	Insulation Diameter (in)	Insulation Shield Diameter (in)	Jacket Diameter (in)	Cable Weight (lbs./kft)	Minimum Bending Radius (in)	† Ampacity (Amps)	90°C In Duct					90°C Direct Buried				
											+/- Sequence Impedance Resistance (µΩ/ft)	+/- Sequence Impedance Reactance (µΩ/ft)	Zero Sequence Impedance Resistance (µΩ/ft)††	Zero Sequence Impedance Reactance (µΩ/ft)††	† Ampacity (Amps)	+/- Sequence Impedance Resistance (µΩ/ft)	+/- Sequence Impedance Reactance (µΩ/ft)	Zero Sequence Impedance Resistance (µΩ/ft)††	Zero Sequence Impedance Reactance (µΩ/ft)††	
5KV 100% Aluminum Single Phase - Full Neutral																				
Q4L030A	2 SOLID AL	90	10-#14	0.258	0.48	0.55	0.79	360	7	119	663	24	663	25	169	663	24	663	25	
Q4M030A	2 AWG AL	90	10-#14	0.284	0.51	0.58	0.82	377	7	120	669	25	669	25	170	669	25	669	25	
Q4N030A	1 SOLID AL	90	13-#14	0.289	0.52	0.58	0.82	422	7	136	518	23	518	23	193	518	23	518	23	
Q4O030A	1 AWG AL	90	13-#14	0.324	0.55	0.62	0.86	443	7	138	523	22	523	22	195	523	22	523	22	
Q4P030A	1/0 SOLID AL	90	16-#14	0.325	0.55	0.62	0.86	490	7	155	415	22	415	22	219	415	22	415	22	
Q4Q030A	1/0 AWG AL	90	16-#14	0.364	0.59	0.66	0.90	514	8	156	420	21	420	21	220	420	21	420	21	
Q4R030A	2/0 AWG AL	90	13-#12	0.408	0.63	0.70	0.97	633	8	181	328	21	328	20	251	328	21	328	20	
Q4S030A	3/0 AWG AL	90	16-#12	0.458	0.68	0.75	1.02	743	9	206	263	20	263	19	285	263	20	263	19	
Q4T030A	4/0 AWG AL	90	13-#10	0.515	0.74	0.81	1.12	924	9	237	207	19	207	19	323	207	19	207	19	
Q4U030A	250 MCM AL	90	16-#10	0.561	0.80	0.86	1.18	1090	10	264	171	18	171	18	358	171	18	171	18	
Q4V030A	350 MCM AL	90	16-#9	0.664	0.90	0.97	1.30	1382	11	314	130	17	130	17	421	130	17	130	17	
5KV 100% Aluminum Three Phase - One-Third Neutral																				
Q4L020A	2 SOLID AL	90	6-#14	0.258	0.48	0.55	0.79	314	7	123	329	46	876	25	178	340	103	864	25	
Q4M020A	2 AWG AL	90	6-#14	0.284	0.51	0.58	0.82	330	7	123	335	46	883	25	179	346	102	872	25	
Q4N020A	1 SOLID AL	90	6-#14	0.289	0.52	0.58	0.82	341	7	140	261	45	809	23	202	272	100	798	23	
Q4O020A	1 AWG AL	90	6-#14	0.324	0.55	0.62	0.86	361	7	140	266	44	815	22	203	276	98	804	22	
Q4P020A	1/0 SOLID AL	90	6-#14	0.325	0.55	0.62	0.86	374	7	159	207	43	756	22	229	217	98	746	22	
Q4Q020A	1/0 AWG AL	90	6-#14	0.364	0.59	0.66	0.90	398	8	160	212	42	762	21	229	222	96	752	21	
Q4R020A	2/0 AWG AL	90	7-#14	0.408	0.63	0.70	0.94	453	8	182	168	40	640	20	258	179	93	632	20	
Q4S020A	3/0 AWG AL	90	9-#14	0.458	0.68	0.75	0.99	529	8	208	133	39	500	19	290	146	89	495	19	
Q4T020A	4/0 AWG AL	90	11-#14	0.515	0.74	0.81	1.05	617	9	237	107	38	407	18	323	122	85	403	18	
Q4U020A	250 MCM AL	90	13-#14	0.561	0.80	0.86	1.10	707	9	261	91	37	344	17	348	107	82	342	17	
Q4V020A	350 MCM AL	90	18-#14	0.664	0.90	0.97	1.20	907	10	314	66	35	249	15	399	86	75	247	15	
Q4W020A	500 MCM AL	90	16-#12	0.794	1.03	1.12	1.39	1247	12	381	48	34	175	15	449	70	66	174	15	
Q4X020A	750 MCM AL	90	24-#12	0.974	1.22	1.30	1.58	1737	13	464	34	32	117	14	505	58	54	117	14	
Q4Y020A	1000 MCM AL	90	20-#10	1.124	1.37	1.45	1.83	2315	15	522	29	31	89	13	541	51	45	88	13	

† Ampacities are based on the following:
Single Phase Operation (Full Neutral Design)

†† Zero Sequence Impedance considers all return in the neutral only.
Three Phase Operation (1/3 Neutral Design)

PRODUCT NOTES:

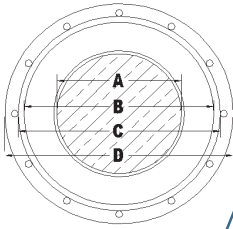
⁵ Items are Prysmian authorized stock.
The above dimensions are approximate and subject to normal manufacturing tolerances.
Single Phase Impedance Values Assume Full Return in the Metallic Shield.

In Duct: One single cable in plastic duct, direct-buried, 90°C conductor temperature, 20°C ambient temperature, earth RHO of 90°C-cm/Watt, 100% load factor, 36 inch depth of burial, and shields short-circuited.
Direct Buried: One single cable, direct-buried, 90°C conductor temperature, 20°C ambient temperature, earth RHO of 90°C-cm/Watt, 100% load factor, 36 inch depth of burial, and shields short-circuited.

In Duct: Three single cables in plastic duct, direct-buried in a triangular configuration, 90°C conductor temperature, 20°C ambient temperature, earth RHO of 90°C-cm/Watt, 100% load factor, 36 inch depth of burial, and shields short-circuited.
Direct Buried: Three single cables, direct-buried, spaced 7.5 inches horizontally, 90°C conductor temperature, 20°C ambient temperature, earth RHO of 90°C-cm/Watt, 100% load factor, 36 inch depth of burial, and shields short-circuited

5kV TRXLPE DOUBLESEAL™

100% Medium Voltage Utility Cables



Product Number	Conductor	Insulation Thickness (mils)	Concentric Neutral	Conductor Diameter (in)	Insulation Diameter (in)	Insulation Shield Diameter (in)	Jacket Diameter (in)	Cable Weight (lbs/kft)	Minimum Bending Radius (in)	90°C In Duct					90°C Direct Buried				
										† Ampacity (Amps)	+/- Sequence Impedance Resistance (μΩ/ft)	+/- Sequence Impedance Reactance (μΩ/ft)	Zero Sequence Impedance Resistance (μΩ/ft)††	Zero Sequence Impedance Reactance (μΩ/ft)††	† Ampacity (Amps)	+/- Sequence Impedance Resistance (μΩ/ft)	+/- Sequence Impedance Reactance (μΩ/ft)	Zero Sequence Impedance Resistance (μΩ/ft)††	Zero Sequence Impedance Reactance (μΩ/ft)††
5kV 100% Copper Single Phase - Full Neutral																			
Q43030A	2 SOLID CU	90	16-#14	0.258	0.48	0.55	0.79	570	7	152	408	25	408	25	215	408	25	408	25
Q44030A	2 AWG CU	90	16-#14	0.284	0.51	0.58	0.82	586	7	153	412	25	412	25	217	412	25	412	25
Q45030A	1 SOLID CU	90	13-#12	0.289	0.52	0.58	0.85	705	7	175	318	24	318	24	245	318	24	318	24
Q46030A	1 AWG CU	90	13-#12	0.324	0.55	0.62	0.89	727	8	176	322	23	322	23	247	322	23	322	23
Q47030A	1/0 SOLID CU	90	16-#12	0.325	0.55	0.62	0.89	842	8	198	256	23	256	22	277	256	23	256	22
Q48030A	1/0 AWG CU	90	16-#12	0.364	0.59	0.66	0.93	867	8	200	258	22	258	22	280	258	22	258	22
Q49030A	2/0 AWG CU	90	13-#10	0.408	0.63	0.70	1.02	1081	9	231	203	22	203	21	317	203	22	203	21
Q4A030A	3/0 AWG CU	90	16-#10	0.458	0.68	0.75	1.07	1298	9	262	163	20	163	20	359	163	20	163	20
Q4B030A	4/0 AWG CU	90	16-#9	0.515	0.74	0.81	1.15	1598	10	300	130	20	130	19	407	130	20	130	19
5kV 100% Copper Three Phase - One-Third Neutral																			
Q43020A	2 SOLID CU	90	6-#14	0.258	0.48	0.55	0.79	453	7	157	200	46	747	25	227	211	103	735	25
Q44020A	2 AWG CU	90	6-#14	0.284	0.51	0.58	0.82	469	7	158	203	46	752	25	228	214	102	740	25
Q45020A	1 SOLID CU	90	7-#14	0.289	0.52	0.58	0.82	527	7	179	159	44	628	23	256	171	100	619	23
Q46020A	1 AWG CU	90	7-#14	0.324	0.55	0.62	0.86	549	7	180	162	44	633	22	256	174	98	624	22
Q47020A	1/0 SOLID CU	90	9-#14	0.325	0.55	0.62	0.86	631	7	204	126	43	492	22	286	141	96	485	22
Q48020A	1/0 AWG CU	90	9-#14	0.364	0.59	0.66	0.90	655	8	205	129	42	495	21	287	143	94	489	21
Q49020A	2/0 AWG CU	90	11-#14	0.408	0.63	0.70	0.94	780	8	233	103	40	402	20	320	119	90	398	20
Q4A020A	3/0 AWG CU	90	14-#14	0.458	0.68	0.75	0.99	941	8	265	82	39	317	19	353	101	85	314	19
Q4B020A	4/0 AWG CU	90	18-#14	0.515	0.74	0.81	1.05	1144	9	301	66	38	248	18	385	88	79	247	18
Q4C020A	250 MCM CU	90	21-#14	0.561	0.80	0.86	1.10	1330	9	330	57	36	212	17	409	80	75	211	17
Q4D020A	350 MCM CU	90	18-#12	0.664	0.90	0.97	1.24	1807	10	393	42	35	154	16	452	68	65	154	16
Q4E020A	500 MCM CU	90	17-#10	0.794	1.03	1.12	1.43	2565	12	464	32	34	105	15	494	58	53	104	15
Q4F020A	750 MCM CU	90	20-#9	0.974	1.22	1.30	1.70	3774	14	540	26	35	72	14	552	48	40	71	14
Q4G020A	1000 MCM CU	90	21-#8	1.124	1.37	1.45	1.88	4926	16	586	23	29	54	13	607	41	31	53	13

† Ampacities are based on the following:

†† Zero Sequence Impedance considers all return in the neutral only.

PRODUCT NOTES:

⁵ Items are Prysmian authorized stock.
The above dimensions are approximate and subject to normal manufacturing tolerances.
Single Phase Impedance Values Assume Full Return in the Metallic Shield.

Single Phase Operation (Full Neutral Design)

In Duct: One single cable in plastic duct, direct-buried, 90°C conductor temperature, 20°C ambient temperature, earth RHO of 90°C-cm/Watt, 100% load factor, 36 inch depth of burial, and shields short-circuited.

Direct Buried: One single cable, direct-buried, 90°C conductor temperature, 20°C ambient temperature, earth RHO of 90°C-cm/Watt, 100% load factor, 36 inch depth of burial, and shields short-circuited.

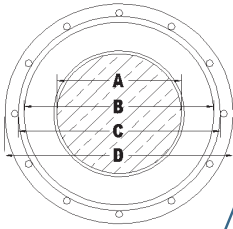
Three Phase Operation (1/3 Neutral Design)

In Duct: Three single cables in plastic duct, direct-buried in a triangular configuration, 90°C conductor temperature, 20°C ambient temperature, earth RHO of 90°C-cm/Watt, 100% load factor, 36 inch depth of burial, and shields short-circuited.

Direct Buried: Three single cables, direct-buried, spaced 75 inches horizontally, 90°C conductor temperature, 20°C ambient temperature, earth RHO of 90°C-cm/Watt, 100% load factor, 36 inch depth of burial, and shields short-circuited.

5kV TRXLPE DOUBLESEAL™

133% Medium Voltage Utility Cables



Product Number	Conductor	Insulation Thickness (mils)	Concentric Neutral	Conductor Diameter (in)	Insulation Diameter (in)	Insulation Shield Diameter (in)	Jacket Diameter (in)	Cable Weight (lbs/kft)	Minimum Bending Radius (in)	† Ampacity (Amps)	90°C In Duct					90°C Direct Buried				
											+/- Sequence Impedance Resistance (µΩ/ft)	+/- Sequence Impedance Reactance (µΩ/ft)	Zero Sequence Impedance Resistance (µΩ/ft)††	Zero Sequence Impedance Reactance (µΩ/ft)††	† Ampacity (Amps)	+/- Sequence Impedance Resistance (µΩ/ft)	+/- Sequence Impedance Reactance (µΩ/ft)	Zero Sequence Impedance Resistance (µΩ/ft)††	Zero Sequence Impedance Reactance (µΩ/ft)††	
5kV 133% Aluminum Single Phase - Full Neutral																				
Q5L030A	2 SOLID AL	115	10-#14	0.258	0.53	0.60	0.84	387	7		119	663	24	663	25	169	663	24	663	25
Q5M030A	2 AWG AL	115	10-#14	0.284	0.56	0.63	0.87	404	7		120	669	25	669	25	170	669	25	669	25
Q5N030A	1 SOLID AL	115	13-#14	0.289	0.57	0.63	0.87	450	7		136	518	23	518	23	193	518	23	518	23
Q5O030A	1 AWG AL	115	13-#14	0.324	0.60	0.67	0.91	471	8		138	523	22	523	22	195	523	22	523	22
Q5P030A	1/0 SOLID AL	115	16-#14	0.325	0.60	0.67	0.91	519	8		155	415	22	415	22	219	415	22	415	22
Q5Q030A	1/0 AWG AL	115	16-#14	0.364	0.64	0.71	0.95	544	8		156	420	21	420	21	220	420	21	420	21
Q5R030A	2/0 AWG AL	115	13-#12	0.408	0.68	0.75	1.02	665	9		181	328	21	328	20	251	328	21	328	20
Q5S030A	3/0 AWG AL	115	16-#12	0.458	0.73	0.80	1.07	777	9		206	263	20	263	19	285	263	20	263	19
Q5T030A	4/0 AWG AL	115	13-#10	0.515	0.79	0.86	1.17	961	10		237	207	19	207	19	323	207	19	207	19
Q5U030A	250 MCM AL	115	16-#10	0.561	0.85	0.91	1.23	1129	10		264	171	18	171	18	358	171	18	171	18
Q5V030A	350 MCM AL	115	16-#9	0.664	0.95	1.02	1.35	1425	11		314	130	17	130	17	421	130	17	130	17
5kV 133% Aluminum Three Phase - One-Third Neutral																				
Q5L020A	2 SOLID AL	115	6-#14	0.258	0.53	0.60	0.84	340	7		123	329	46	876	25	178	340	103	864	25
Q5M020A	2 AWG AL	115	6-#14	0.284	0.56	0.63	0.87	357	7		123	335	46	883	25	179	346	102	872	25
Q5N020A	1 SOLID AL	115	6-#14	0.289	0.57	0.63	0.87	368	7		140	261	45	809	23	202	272	100	798	23
Q5O020A	1 AWG AL	115	6-#14	0.324	0.60	0.67	0.91	389	8		140	266	44	815	22	203	276	98	804	22
Q5P020A	1/0 SOLID AL	115	6-#14	0.325	0.60	0.67	0.91	402	8		159	207	43	756	22	229	217	98	746	22
Q5Q020A	1/0 AWG AL	115	6-#14	0.364	0.64	0.71	0.95	427	8		160	212	42	762	21	229	222	96	752	21
Q5R020A	2/0 AWG AL	115	7-#14	0.408	0.68	0.75	0.99	484	8		182	168	40	640	20	258	179	93	632	20
Q5S020A	3/0 AWG AL	115	9-#14	0.458	0.73	0.80	1.04	561	9		208	133	39	500	19	290	146	89	495	19
Q5T020A	4/0 AWG AL	115	11-#14	0.515	0.79	0.86	1.10	652	9		237	107	38	407	18	323	122	85	403	18
Q5U020A	250 MCM AL	115	13-#14	0.561	0.85	0.91	1.15	743	10		261	91	37	344	17	348	107	82	342	17
Q5V020A	350 MCM AL	115	18-#14	0.664	0.95	1.02	1.25	946	11		314	66	35	249	15	399	86	75	247	15
Q5W020A	500 MCM AL	115	16-#12	0.794	1.08	1.17	1.44	1293	12		381	48	34	175	15	449	70	66	174	15
Q5X020A	750 MCM AL	115	24-#12	0.974	1.27	1.35	1.63	1789	14		464	34	32	117	14	505	58	54	117	14
Q5Y020A	1000 MCM AL	115	20-#10	1.124	1.42	1.50	1.88	2374	16		522	29	31	89	13	541	51	45	88	13

† Ampacities are based on the following:

†† Zero Sequence Impedance considers all return in the neutral only.

PRODUCT NOTES:

Single Phase Operation (Full Neutral Design)

Three Phase Operation (1/3 Neutral Design)

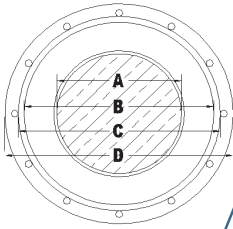
⁵ Items are Prysmian authorized stock. The above dimensions are approximate and subject to normal manufacturing tolerances. Single Phase Impedance Values Assume Full Return in the Metallic Shield.

In Duct: One single cable in plastic duct, direct-buried, 90°C conductor temperature, 20°C ambient temperature, earth RHO of 90°C-cm/Watt, 100% load factor, 36 inch depth of burial, and shields short-circuited.
 Direct Buried: One single cable, direct-buried, 90°C conductor temperature, 20°C ambient temperature, earth RHO of 90°C-cm/Watt, 100% load factor, 36 inch depth of burial, and shields short-circuited.

In Duct: Three single cables in plastic duct, direct-buried in a triangular configuration, 90°C conductor temperature, 20°C ambient temperature, earth RHO of 90°C-cm/Watt, 100% load factor, 36 inch depth of burial, and shields short-circuited.
 Direct Buried: Three single cables, direct-buried, spaced 75 inches horizontally, 90°C conductor temperature, 20°C ambient temperature, earth RHO of 90°C-cm/Watt, 100% load factor, 36 inch depth of burial, and shields short-circuited.

5kV TRXLPE DOUBLESEAL™

133% Medium Voltage Utility Cables



Product Number	Conductor	Insulation Thickness (mils)	Concentric Neutral	Conductor Diameter (in)	Insulation Diameter (in)	Insulation Shield Diameter (in)	Jacket Diameter (in)	Cable Weight (lbs/kft)	Minimum Bending Radius (in)	† Ampacity (Amps)	90°C In Duct					90°C Direct Buried				
											+/- Sequence Impedance Resistance (µΩ/ft)	+/- Sequence Impedance Reactance (µΩ/ft)	Zero Sequence Impedance Resistance (µΩ/ft)††	Zero Sequence Impedance Reactance (µΩ/ft)††	† Ampacity (Amps)	+/- Sequence Impedance Resistance (µΩ/ft)	+/- Sequence Impedance Reactance (µΩ/ft)	Zero Sequence Impedance Resistance (µΩ/ft)††	Zero Sequence Impedance Reactance (µΩ/ft)††	
5kV 133% Copper Single Phase - Full Neutral																				
Q53030A	2 SOLID CU	115	16-#14	0.258	0.53	0.60	0.84	596	7		152	408	25	408	25	215	408	25	408	25
Q54030A	2 AWG CU	115	16-#14	0.284	0.56	0.63	0.87	613	7		153	412	25	412	25	217	412	25	412	25
Q55030A	1 SOLID CU	115	13-#12	0.289	0.57	0.63	0.90	733	8		175	318	24	318	24	245	318	24	318	24
Q56030A	1 AWG CU	115	13-#12	0.324	0.60	0.67	0.94	757	8		176	322	23	322	23	247	322	23	322	23
Q57030A	1/0 SOLID CU	115	16-#12	0.325	0.60	0.67	0.94	871	8		198	256	23	256	22	277	256	23	256	22
Q58030A	1/0 AWG CU	115	16-#12	0.364	0.64	0.71	0.98	898	8		200	258	22	258	22	280	258	22	258	22
Q59030A	2/0 AWG CU	115	13-#10	0.408	0.68	0.75	1.07	1114	9		231	203	22	203	21	317	203	22	203	21
Q5A030A	3/0 AWG CU	115	16-#10	0.458	0.73	0.80	1.12	1333	9		262	163	20	163	20	359	163	20	163	20
Q5B030A	4/0 AWG CU	115	16-#9	0.515	0.79	0.86	1.20	1636	10		300	130	20	130	19	407	130	20	130	19
5kV 133% Copper Three Phase - One-Third Neutral																				
Q53020A	2 SOLID CU	115	6-#14	0.258	0.53	0.60	0.84	479	7		157	200	46	747	25	227	211	103	735	25
Q54020A	2 AWG CU	115	6-#14	0.284	0.56	0.63	0.87	496	7		158	203	46	752	25	228	214	102	740	25
Q55020A	1 SOLID CU	115	7-#14	0.289	0.57	0.63	0.87	554	7		179	159	44	628	23	256	171	100	619	23
Q56020A	1 AWG CU	115	7-#14	0.324	0.60	0.67	0.91	577	8		180	162	44	633	22	256	174	98	624	22
Q57020A	1/0 SOLID CU	115	9-#14	0.325	0.60	0.67	0.91	659	8		204	126	43	492	22	286	141	96	485	22
Q58020A	1/0 AWG CU	115	9-#14	0.364	0.64	0.71	0.95	685	8		205	129	42	495	21	287	143	94	489	21
Q59020A	2/0 AWG CU	115	11-#14	0.408	0.68	0.75	0.99	811	8		233	103	40	402	20	320	119	90	398	20
Q5A020A	3/0 AWG CU	115	14-#14	0.458	0.73	0.80	1.04	973	9		265	82	39	317	19	353	101	85	314	19
Q5B020A	4/0 AWG CU	115	18-#14	0.515	0.79	0.86	1.10	1179	9		301	66	38	248	18	385	88	79	247	18
Q5C020A	250 MCM CU	115	21-#14	0.561	0.85	0.91	1.15	1366	10		330	57	36	212	17	409	80	75	211	17
Q5D020A	350 MCM CU	115	18-#12	0.664	0.95	1.02	1.29	1847	11		393	42	35	154	16	452	68	65	154	16
Q5E020A	500 MCM CU	115	17-#10	0.794	1.08	1.17	1.48	2612	12		464	32	34	105	15	494	58	53	104	15
Q5F020A	750 MCM CU	115	20-#9	0.974	1.27	1.35	1.75	3829	15		540	26	35	72	14	552	48	40	71	14
Q5G020A	1000 MCM CU	115	21-#8	1.124	1.42	1.50	1.93	4987	16		586	23	29	54	13	607	41	31	53	13

† Ampacities are based on the following:

Single Phase Operation (Full Neutral Design)

†† Zero Sequence Impedance considers all return in the neutral only.

Three Phase Operation (1/3 Neutral Design)

⁵ Items are Prysmian authorized stock.

The above dimensions are approximate and subject to normal manufacturing tolerances.

Single Phase Impedance Values Assume Full Return in the Metallic Shield.

In Duct: One single cable in plastic duct, direct-buried, 90°C conductor temperature, 20°C ambient temperature, earth RHO of 90°C-cm/Watt, 100% load factor, 36 inch depth of burial, and shields short-circuited.

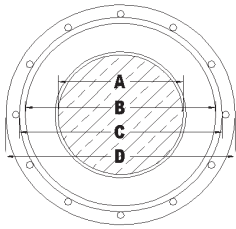
Direct Buried: One single cable, direct-buried, 90°C conductor temperature, 20°C ambient temperature, earth RHO of 90°C-cm/Watt, 100% load factor, 36 inch depth of burial, and shields short-circuited.

In Duct: Three single cables in plastic duct, direct-buried in a triangular configuration, 90°C conductor temperature, 20°C ambient temperature, earth RHO of 90°C-cm/Watt, 100% load factor, 36 inch depth of burial, and shields short-circuited.

Direct Buried: Three single cables, direct-buried, spaced 7.5 inches horizontally, 90°C conductor temperature, 20°C ambient temperature, earth RHO of 90°C-cm/Watt, 100% load factor, 36 inch depth of burial, and shields short-circuited.

15kV TRXLPE DOUBLESEAL™

100% Medium Voltage Utility Cables



Product Number	Conductor	Insulation Thickness (mils)	Concentric Neutral	Conductor Diameter (in)	Insulation Diameter (in)	Insulation Shield Diameter (in)	Jacket Diameter (in)	Cable Weight (lbs/kft)	Minimum Bending Radius (in)	† Ampacity (Amps)	+/- Sequence Impedance Resistance (µΩ/ft)	+/- Sequence Impedance Reactance (µΩ/ft)	Zero Sequence Impedance Resistance (µΩ/ft)††	Zero Sequence Impedance Reactance (µΩ/ft)††	† Ampacity (Amps)	+/- Sequence Impedance Resistance (µΩ/ft)	+/- Sequence Impedance Reactance (µΩ/ft)	Zero Sequence Impedance Resistance (µΩ/ft)††	Zero Sequence Impedance Reactance (µΩ/ft)††	
US Mfg.	CAN Mfg.	(A)	(B)	(C)	(D)	90°C In Duct					90°C Direct Buried									
15kV 100% Aluminum Single Phase - Full Neutral																				
Q7L030A		2 SOLID AL	175	10-#14	0.258	0.65	0.72	0.96	456	8	123	663	29	663	30	169	663	29	663	30
5300469A	201062C	2 AWG AL	175	10-#14	0.284	0.68	0.75	0.98	475	8	124	669	30	669	31	170	669	30	669	31
Q7N030A		1 SOLID AL	175	13-#14	0.289	0.69	0.75	0.99	521	8	141	518	28	518	29	193	518	28	518	29
Q7O030A		1 AWG AL	175	13-#14	0.324	0.72	0.79	1.03	545	9	143	523	27	523	28	194	523	27	523	28
Q7P030A		1/0 SOLID AL	175	16-#14	0.325	0.72	0.79	1.03	593	9	160	415	27	415	27	219	415	27	415	27
5300470A	201063C	1/0 AWG AL	175	16-#14	0.364	0.76	0.83	1.06	620	9	162	420	26	420	26	220	420	26	420	26
Q7R030A		2/0 AWG AL	175	13-#12	0.408	0.80	0.87	1.14	748	10	186	328	25	328	25	251	328	25	328	25
Q7S030A		3/0 AWG AL	175	16-#12	0.458	0.85	0.92	1.19	864	10	212	263	24	263	24	284	263	24	263	24
Q7T030A		4/0 AWG AL	175	13-#10	0.515	0.91	0.98	1.29	1055	11	243	207	23	207	23	323	207	23	207	23
Q7U030A		250 MCM AL	175	16-#10	0.561	0.97	1.03	1.35	1228	11	270	171	22	171	22	358	171	22	171	22
Q7V030A		350 MCM AL	175	16-#9	0.664	1.07	1.16	1.49	1556	12	321	130	21	130	20	420	130	21	130	20
15kV 100% Aluminum Three Phase - One-Third Neutral																				
Q7L020A		2 SOLID AL	175	6-#14	0.258	0.65	0.72	0.96	409	8	126	329	51	872	30	175	338	103	857	30
Q7M020A		2 AWG AL	175	6-#14	0.284	0.68	0.75	0.99	429	8	126	335	51	879	31	175	344	102	865	31
Q7N020A		1 SOLID AL	175	6-#14	0.289	0.69	0.75	0.99	440	8	143	261	49	805	29	199	270	100	791	29
Q7O020A		1 AWG AL	175	6-#14	0.324	0.72	0.79	1.03	463	9	144	266	48	811	28	199	275	98	798	28
Q7P020A		1/0 SOLID AL	175	6-#14	0.325	0.72	0.79	1.03	476	9	163	207	47	752	27	225	216	98	739	27
Q7Q020A		1/0 AWG AL	175	6-#14	0.364	0.76	0.83	1.07	504	9	163	212	46	758	26	225	221	96	745	26
Q7R020A		2/0 AWG AL	175	7-#14	0.408	0.80	0.87	1.11	564	9	186	168	44	637	25	255	178	93	627	25
Q7S020A		3/0 AWG AL	175	9-#14	0.458	0.85	0.92	1.16	646	10	212	133	43	498	24	286	145	89	491	24
Q7T020A		4/0 AWG AL	175	11-#14	0.515	0.91	0.98	1.22	740	10	241	106	41	405	23	320	120	86	400	23
Q7U020A		250 MCM AL	175	13-#14	0.561	0.97	1.03	1.27	836	11	265	91	40	343	21	345	106	82	339	21
Q7V020A		350 MCM AL	175	18-#14	0.664	1.07	1.16	1.39	1068	12	319	66	38	247	19	398	84	76	245	19
Q7W020A		500 MCM AL	175	16-#12	0.794	1.20	1.29	1.56	1407	13	385	48	37	174	18	451	68	67	173	18
Q7X020A		750 MCM AL	175	24-#12	0.974	1.39	1.47	1.81	1985	15	468	35	35	117	16	507	57	55	116	16
Q7Y020A		1000 MCM AL	175	20-#10	1.124	1.54	1.65	2.03	2568	17	529	28	33	89	16	549	49	47	88	16

† Ampacities are based on the following:

Single Phase Operation (Full Neutral Design)

†† Zero Sequence Impedance considers all return in the neutral only.

Three Phase Operation (1/3 Neutral Design)

PRODUCT NOTES:

⁵ Items are Prysmian authorized stock. The above dimensions are approximate and subject to normal manufacturing tolerances. Single Phase Impedance Values Assume Full Return in the Metallic Shield.

In Duct: One single cable in plastic duct, direct-buried, 90°C conductor temperature, 20°C ambient temperature, earth RHO of 90°C-cm/Watt, 100% load factor, 36 inch depth of burial, and shields short-circuited.

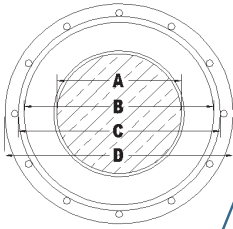
Direct Buried: One single cable, direct-buried, 90°C conductor temperature, 20°C ambient temperature, earth RHO of 90°C-cm/Watt, 100% load factor, 36 inch depth of burial, and shields short-circuited.

In Duct: Three single cables in plastic duct, direct-buried in a triangular configuration, 90°C conductor temperature, 20°C ambient temperature, earth RHO of 90°C-cm/Watt, 100% load factor, 36 inch depth of burial, and shields short-circuited.

Direct Buried: Three single cables, direct-buried, spaced 7.5 inches horizontally, 90°C conductor temperature, 20°C ambient temperature, earth RHO of 90°C-cm/Watt, 100% load factor, 36 inch depth of burial, and shields short-circuited.

15kV TRXLPE DOUBLESEAL™

100% Medium Voltage Utility Cables



Product Number	Conductor	Insulation Thickness (mils)	Concentric Neutral	Conductor Diameter (in)	Insulation Diameter (in)	Insulation Shield Diameter (in)	Jacket Diameter (in)	Cable Weight (lbs/kft)	Minimum Bending Radius (in)	90°C In Duct					90°C Direct Buried				
										† Ampacity (Amps)	+/- Sequence Impedance Resistance (μΩ/ft)	+/- Sequence Impedance Reactance (μΩ/ft)	Zero Sequence Impedance Resistance (μΩ/ft)††	Zero Sequence Impedance Reactance (μΩ/ft)††	† Ampacity (Amps)	+/- Sequence Impedance Resistance (μΩ/ft)	+/- Sequence Impedance Reactance (μΩ/ft)	Zero Sequence Impedance Resistance (μΩ/ft)††	Zero Sequence Impedance Reactance (μΩ/ft)††
15kV 100% Copper Single Phase - Full Neutral																			
Q73030A	2 SOLID CU	175	16-#14	0.258	0.65	0.72	0.96	665	8	157	408	31	408	30	215	408	31	408	30
Q74030A	2 AWG CU	175	16-#14	0.284	0.68	0.75	0.99	684	8	158	412	31	412	31	217	412	31	412	31
Q75030A	1 SOLID CU	175	13-#12	0.289	0.69	0.75	1.02	807	9	181	318	29	318	29	245	318	29	318	29
Q76030A	1 AWG CU	175	13-#12	0.324	0.72	0.79	1.06	834	9	182	322	28	322	28	246	322	28	322	28
Q77030A	1/0 SOLID CU	175	16-#12	0.325	0.72	0.79	1.06	948	9	205	256	28	256	28	277	256	28	256	28
Q78030A	1/0 AWG CU	175	16-#12	0.364	0.76	0.83	1.10	978	9	207	258	27	258	27	279	258	27	258	27
Q79030A	2/0 AWG CU	175	13-#10	0.408	0.80	0.87	1.19	1201	10	237	203	26	203	26	317	203	26	203	26
Q7A030A	3/0 AWG CU	175	16-#10	0.458	0.85	0.92	1.24	1423	10	270	163	25	163	24	359	163	25	163	24
Q7B030A	4/0 AWG CU	175	16-#9	0.515	0.91	0.98	1.32	1733	11	307	130	23	130	23	407	130	23	130	23
15kV 100% Copper Three Phase - One-Third Neutral																			
Q73020A	2 SOLID CU	175	6-#14	0.258	0.65	0.72	0.96	549	8	162	200	51	743	30	223	209	103	728	30
Q74020A	2 AWG CU	175	6-#14	0.284	0.68	0.75	0.99	568	8	162	203	51	747	31	224	213	102	733	31
Q75020A	1 SOLID CU	175	7-#14	0.289	0.69	0.75	0.99	626	8	184	159	49	625	29	252	169	100	613	29
Q76020A	1 AWG CU	175	7-#14	0.324	0.72	0.79	1.03	651	9	184	162	48	629	28	252	173	98	618	28
Q77020A	1/0 SOLID CU	175	9-#14	0.325	0.72	0.79	1.03	734	9	209	126	47	489	27	283	139	96	481	27
Q78020A	1/0 AWG CU	175	9-#14	0.364	0.76	0.83	1.07	762	9	210	129	46	492	26	284	141	94	484	26
Q79020A	2/0 AWG CU	175	11-#14	0.408	0.80	0.87	1.11	891	9	238	103	44	400	25	317	117	91	395	25
Q7A020A	3/0 AWG CU	175	14-#14	0.458	0.85	0.92	1.16	1058	10	271	82	43	316	23	351	99	86	312	23
Q7B020A	4/0 AWG CU	175	18-#14	0.515	0.91	0.98	1.22	1267	10	307	66	41	247	22	385	86	81	245	22
Q7C020A	250 MCM CU	175	21-#14	0.561	0.97	1.03	1.27	1459	11	336	57	40	211	21	410	78	76	210	21
Q7D020A	350 MCM CU	175	18-#12	0.664	1.07	1.16	1.43	1972	12	400	42	38	154	20	457	66	67	153	20
Q7E020A	500 MCM CU	175	17-#10	0.794	1.20	1.29	1.60	2730	13	471	32	36	104	18	501	57	55	104	18
Q7F020A	750 MCM CU	175	20-#9	0.974	1.39	1.47	1.87	3968	15	548	26	34	71	17	559	47	42	71	17
Q7G020A	1000 MCM CU	175	21-#8	1.124	1.54	1.65	2.08	5186	17	596	23	32	54	16	669	41	35	56	16

† Ampacities are based on the following:

†† Zero Sequence Impedance considers all return in the neutral only.

PRODUCT NOTES:

Single Phase Operation (Full Neutral Design)

Three Phase Operation (1/3 Neutral Design)

⁵ Items are Prysmian authorized stock.
The above dimensions are approximate and subject to normal manufacturing tolerances.
Single Phase Impedance Values Assume Full Return in the Metallic Shield.

In Duct: One single cable in plastic duct, direct-buried, 90°C conductor temperature, 20°C ambient temperature, earth RHO of 90°C-cm/Watt, 100% load factor, 36 inch depth of burial, and shields short-circuited.

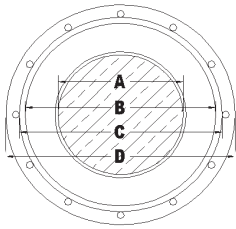
Direct Buried: One single cable, direct-buried, 90°C conductor temperature, 20°C ambient temperature, earth RHO of 90°C-cm/Watt, 100% load factor, 36 inch depth of burial, and shields short-circuited.

In Duct: Three single cables in plastic duct, direct-buried in a triangular configuration, 90°C conductor temperature, 20°C ambient temperature, earth RHO of 90°C-cm/Watt, 100% load factor, 36 inch depth of burial, and shields short-circuited.

Direct Buried: Three single cables, direct-buried, spaced 7.5 inches horizontally, 90°C conductor temperature, 20°C ambient temperature, earth RHO of 90°C-cm/Watt, 100% load factor, 36 inch depth of burial, and shields short-circuited.

15kV TRXLPE DOUBLESEAL™

133% Medium Voltage Utility Cables



Product Number		Conductor	Insulation Thickness (mils)	Concentric Neutral	Conductor Diameter (in)	Insulation Diameter (in)	Insulation Shield Diameter (in)	Jacket Diameter (in)	Cable Weight (lbs./kft)	Minimum Bending Radius (in)	† Ampacity (Amps)	+/- Sequence Impedance Resistance (μΩ/ft)	+/- Sequence Impedance Reactance (kΩ/ft)	Zero Sequence Impedance Resistance (μΩ/ft)††	Zero Sequence Impedance Reactance (kΩ/ft)††	† Ampacity (Amps)	+/- Sequence Impedance Resistance (μΩ/ft)	+/- Sequence Impedance Reactance (kΩ/ft)	Zero Sequence Impedance Resistance (μΩ/ft)††	Zero Sequence Impedance Reactance (kΩ/ft)††
US Mfg.	CAN Mfg.		(A)	(B)	(C)	(D)					90°C In Duct				90°C Direct Buried					
15kV 133% Aluminum Single Phase - Full Neutral																				
5300561A	201057C	2 SOLID AL	220	10-#14	0.258	0.74	0.81	1.05	513	9	123	663	29	663	30	169	663	29	663	30
5300457A	201065C	2 AWG AL	220	10-#14	0.284	0.77	0.84	1.07	534	9	124	669	30	669	31	170	669	30	669	31
Q8N030A		1 SOLID AL	220	13-#14	0.289	0.78	0.84	1.08	581	9	141	518	28	518	29	193	518	28	518	29
Q8O030A		1 AWG AL	220	13-#14	0.324	0.81	0.88	1.12	607	9	143	523	27	523	28	194	523	27	523	28
5300562A	201056C	1/0 SOLID AL	220	16-#14	0.325	0.81	0.88	1.11	653	9	160	415	27	415	27	219	415	27	415	27
5300459A	201064C	1/0 AWG AL	220	16-#14	0.364	0.85	0.92	1.15	684	10	162	420	26	420	26	220	420	26	420	26
Q8R030A		2/0 AWG AL	220	13-#12	0.408	0.89	0.96	1.23	817	10	186	328	25	328	25	251	328	25	328	25
Q8S030A		3/0 AWG AL	220	16-#12	0.458	0.94	1.01	1.28	935	11	212	263	24	263	24	284	263	24	263	24
5300468A		4/0 AWG AL	220	20-#12	0.515	1.00	1.07	1.34	1089	11	243	207	23	207	23	323	207	23	207	23
Q8U030A		250 MCM AL	220	16-#10	0.561	1.06	1.14	1.46	1330	12	270	171	22	171	22	358	171	22	171	22
Q8V030A		350 MCM AL	220	16-#9	0.664	1.16	1.25	1.58	1645	13	321	130	21	130	20	420	130	21	130	20
15kV 133% Aluminum Three Phase - One-Third Neutral																				
Q8L020A		2 SOLID AL	220	6-#14	0.258	0.74	0.81	1.05	467	9	126	329	51	872	30	175	338	103	857	30
Q8M020		A2 AWG AL	220	6-#14	0.284	0.77	0.84	1.08	488	9	126	335	51	879	31	175	344	102	865	31
Q8N020A		1 SOLID AL	220	6-#14	0.289	0.78	0.84	1.08	499	9	143	261	49	805	29	199	270	100	791	29
Q8O020A		1 AWG AL	220	6-#14	0.324	0.81	0.88	1.12	525	9	144	266	48	811	28	199	275	98	798	28
Q8P020A		1/0 SOLID AL	220	6-#14	0.325	0.81	0.88	1.12	538	9	163	207	47	752	27	225	216	98	739	27
Q8Q020A		1/0 AWG AL	220	6-#14	0.364	0.85	0.92	1.16	568	10	163	212	46	758	26	225	221	96	745	26
Q8R020A		2/0 AWG AL	220	7-#14	0.408	0.89	0.96	1.20	630	10	186	168	44	637	25	255	178	93	627	25
Q8S020A		3/0 AWG AL	220	9-#14	0.458	0.94	1.01	1.25	715	11	212	133	43	498	24	286	145	89	491	24
5300458A	203044C	4/0 AWG AL	220	11-#14	0.515	0.99	1.05	1.29	799	11	241	106	41	405	23	320	120	86	400	23
Q8U020A		250 MCM AL	220	13-#14	0.561	1.06	1.14	1.38	932	12	265	91	40	343	21	345	106	82	339	21
Q8V020A		350 MCM AL	220	18-#14	0.664	1.16	1.25	1.48	1150	12	319	66	38	247	19	398	84	76	245	19
Q8W020A		500 MCM AL	220	16-#12	0.794	1.29	1.38	1.71	1563	14	385	48	37	174	18	451	68	67	173	18
Q8X020A		750 MCM AL	220	24-#12	0.974	1.48	1.56	1.90	2091	16	468	35	35	117	16	507	57	55	116	16
Q8Y020A		1000 MCM AL	220	20-#10	1.124	1.63	1.74	2.12	2687	17	529	28	33	89	16	549	49	47	88	16

† Ampacities are based on the following:

Single Phase Operation (Full Neutral Design)

†† Zero Sequence Impedance considers all return in the neutral only.

Three Phase Operation (1/3 Neutral Design)

PRODUCT NOTES:

s Items are Prysmian authorized stock. The above dimensions are approximate and subject to normal manufacturing tolerances. Single Phase Impedance Values Assume Full Return in the Metallic Shield.

In Duct: One single cable in plastic duct, direct-buried, 90°C conductor temperature, 20°C ambient temperature, earth RHO of 90°C-cm/Watt, 100% load factor, 36 inch depth of burial, and shields short-circuited.

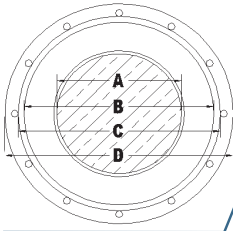
Direct Buried: One single cable, direct-buried, 90°C conductor temperature, 20°C ambient temperature, earth RHO of 90°C-cm/Watt, 100% load factor, 36 inch depth of burial, and shields short-circuited.

In Duct: Three single cables in plastic duct, direct-buried in a triangular configuration, 90°C conductor temperature, 20°C ambient temperature, earth RHO of 90°C-cm/Watt, 100% load factor, 36 inch depth of burial, and shields short-circuited.

Direct Buried: Three single cables, direct-buried, spaced 7.5 inches horizontally, 90°C conductor temperature, 20°C ambient temperature, earth RHO of 90°C-cm/Watt, 100% load factor, 36 inch depth of burial, and shields short-circuited.

15kV TRXLPE DOUBLESEAL™

133% Medium Voltage Utility Cables



Product Number	Conductor	Insulation Thickness (mils)	Concentric Neutral	Conductor Diameter (in)	Insulation Diameter (in)	Insulation Shield Diameter (in)	Jacket Diameter (in)	Cable Weight (lbs/kft)	Minimum Bending Radius (in)	† Ampacity (Amps)	90°C In Duct					90°C Direct Buried				
											± Sequence Impedance Resistance (μΩ/ft)	± Sequence Impedance Reactance (μΩ/ft)	Zero Sequence Impedance Resistance (μΩ/ft)††	Zero Sequence Impedance Reactance (μΩ/ft)††	± Ampacity (Amps)	± Sequence Impedance Resistance (μΩ/ft)	± Sequence Impedance Reactance (μΩ/ft)	Zero Sequence Impedance Resistance (μΩ/ft)††	Zero Sequence Impedance Reactance (μΩ/ft)††	
15kV 133% Copper Single Phase - Full Neutral																				
Q83030A	2 SOLID CU	220	16-#14	0.258	0.74	0.81	1.05	723	9	157	408	31	408	30	215	408	31	408	30	
Q84030A	2 AWG CU	220	16-#14	0.284	0.77	0.84	1.08	744	9	158	412	31	412	31	217	412	31	412	31	
Q85030A	1 SOLID CU	220	13-#12	0.289	0.78	0.84	1.11	869	9	181	318	29	318	29	245	318	29	318	29	
Q86030A	1 AWG CU	220	13-#12	0.324	0.81	0.88	1.15	897	10	182	322	28	322	28	246	322	28	322	28	
Q87030A	1/0 SOLID CU	220	16-#12	0.325	0.81	0.88	1.15	1012	10	205	256	28	256	28	277	256	28	256	28	
Q88030A	1/0 AWG CU	220	16-#12	0.364	0.85	0.92	1.19	1043	10	207	258	27	258	27	279	258	27	258	27	
Q89030A	2/0 AWG CU	220	13-#10	0.408	0.89	0.96	1.28	1272	11	237	203	26	203	26	317	203	26	203	26	
Q8A030A	3/0 AWG CU	220	16-#10	0.458	0.94	1.01	1.33	1497	11	270	163	25	163	24	359	163	25	163	24	
Q8B030A	4/0 AWG CU	220	16-#9	0.515	1.00	1.07	1.41	1811	12	307	130	23	130	23	407	130	23	130	23	
15kV 133% Copper Three Phase - One-Third Neutral																				
Q83020A	2 SOLID CU	220	6-#14	0.258	0.74	0.81	1.05	606	9	162	200	51	743	30	223	209	103	728	30	
Q84020A	2 AWG CU	220	6-#14	0.284	0.77	0.84	1.08	627	9	162	203	51	747	31	224	213	102	733	31	
Q85020A	1 SOLID CU	220	7-#14	0.289	0.78	0.84	1.08	685	9	184	159	49	625	29	252	169	100	613	29	
Q86020A	1 AWG CU	220	7-#14	0.324	0.81	0.88	1.12	713	9	184	162	48	629	28	252	173	98	618	28	
Q87020A	1/0 SOLID CU	220	9-#14	0.325	0.81	0.88	1.12	795	9	209	126	47	489	27	283	139	96	481	27	
Q88020A	1/0 AWG CU	220	9-#14	0.364	0.85	0.92	1.16	826	10	210	129	46	492	26	284	141	94	484	26	
Q89020A	2/0 AWG CU	220	11-#14	0.408	0.89	0.96	1.20	958	10	238	103	44	400	25	317	117	91	395	25	
Q8A020A	3/0 AWG CU	220	14-#14	0.458	0.94	1.01	1.25	1127	11	271	82	43	316	23	351	99	86	312	23	
Q8B020A	4/0 AWG CU	220	18-#14	0.515	1.00	1.07	1.31	1340	11	307	66	41	247	22	385	86	81	245	22	
Q8C020A	250 MCM CU	220	21-#14	0.561	1.06	1.14	1.38	1555	12	336	57	40	211	21	410	78	76	210	21	
Q8D020A	350 MCM CU	220	18-#12	0.664	1.16	1.25	1.52	2056	13	400	42	38	154	20	457	66	67	153	20	
Q8E020A	500 MCM CU	220	17-#10	0.794	1.29	1.38	1.75	2890	14	471	32	36	104	18	501	57	55	104	18	
Q8F020A	750 MCM CU	220	20-#9	0.974	1.48	1.56	1.96	4078	16	548	26	34	71	17	559	47	42	71	17	
Q8G020A	1000 MCM CU	220	21-#8	1.124	1.63	1.74	2.17	5308	18	596	23	32	54	16	669	41	35	56	16	

† Ampacities are based on the following:
Single Phase Operation (Full Neutral Design)

†† Zero Sequence Impedance considers all return in the neutral only.
Three Phase Operation (1/3 Neutral Design)

PRODUCT NOTES:

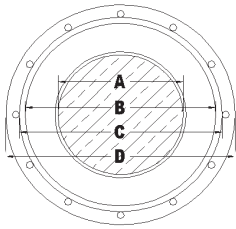
s Items are Prysmian authorized stock.
The above dimensions are approximate and subject to normal manufacturing tolerances.
Single Phase Impedance Values Assume Full Return in the Metallic Shield.

In Duct: One single cable in plastic duct, direct-buried, 90°C conductor temperature, 20°C ambient temperature, earth RHO of 90°C-cm/Watt, 100% load factor, 36 inch depth of burial, and shields short-circuited.
Direct Buried: One single cable, direct-buried, 90°C conductor temperature, 20°C ambient temperature, earth RHO of 90°C-cm/Watt, 100% load factor, 36 inch depth of burial, and shields short-circuited.

In Duct: Three single cables in plastic duct, direct-buried in a triangular configuration, 90°C conductor temperature, 20°C ambient temperature, earth RHO of 90°C-cm/Watt, 100% load factor, 36 inch depth of burial, and shields short-circuited.
Direct Buried: Three single cables, direct-buried, spaced 7.5 inches horizontally, 90°C conductor temperature, 20°C ambient temperature, earth RHO of 90°C-cm/Watt, 100% load factor, 36 inch depth of burial, and shields short-circuited.

25kV TRXLPE DOUBLESEAL™

100% Medium Voltage Utility Cables



Product Number	Conductor	Insulation Thickness (mils)	Concentric Neutral	Conductor Diameter (in)	Insulation Diameter (in)	Insulation Shield Diameter (in)	Jacket Diameter (in)	Cable Weight (lbs./kft)	Minimum Bending Radius (in)	† Ampacity (Amps)	+/- Sequence Impedance Resistance (µΩ/ft)	+/- Sequence Impedance Reactance (µΩ/ft)	Zero Sequence Impedance Resistance (µΩ/ft)††	Zero Sequence Impedance Reactance (µΩ/ft)††	† Ampacity (Amps)	+/- Sequence Impedance Resistance (µΩ/ft)	+/- Sequence Impedance Reactance (µΩ/ft)	Zero Sequence Impedance Resistance (µΩ/ft)††	Zero Sequence Impedance Reactance (µΩ/ft)††	
US Mfg.	CAN Mfg.	(A)	(B)	(C)	(D)	90°C In Duct					90°C Direct Buried									
25kV 100% Aluminum Single Phase - Full Neutral																				
Q9N030A		1 SOLID AL	260	13-#14	0.289	0.86	0.92	1.16	638	10	145	518	33	518	33	192	518	33	518	33
Q9O030A		1 AWG AL	260	13-#14	0.324	0.89	0.96	1.20	666	10	146	523	31	523	32	194	523	31	523	32
5301323A	201055C	1/0 SOLID AL	260	16-#14	0.325	0.89	0.96	1.19	716	10	165	415	31	415	31	218	415	31	415	31
5301223A	203201C	1/0 AWG AL	260	16-#14	0.364	0.93	1.00	1.23	745	10	166	420	30	420	30	219	420	30	420	30
Q9R030A		2/0 AWG AL	260	13-#12	0.408	0.97	1.04	1.31	882	11	190	328	29	328	29	250	328	29	328	29
Q9S030A		3/0 AWG AL	260	16-#12	0.458	1.02	1.11	1.38	1023	12	217	263	28	263	28	283	263	28	263	28
Q9T030A		4/0 AWG AL	260	13-#10	0.515	1.08	1.17	1.48	1227	12	248	207	26	207	27	322	207	26	207	27
Q9U030A		250 MCM AL	260	16-#10	0.561	1.14	1.22	1.54	1406	13	276	171	25	171	25	356	171	25	171	25
Q9V030A		350 MCM AL	260	16-#9	0.664	1.24	1.33	1.72	1792	14	326	130	23	130	23	416	130	23	130	23
25kV 100% Aluminum Three Phase - One-Third Neutral																				
Q9N020A		1 SOLID AL	260	6-#14	0.289	0.86	0.92	1.16	556	10	146	261	53	801	33	196	269	101	786	33
Q9O020A		1 AWG AL	260	6-#14	0.324	0.89	0.96	1.20	584	10	146	266	52	807	32	196	274	99	792	32
Q9P020A		1/0 SOLID AL	260	6-#14	0.325	0.89	0.96	1.20	597	10	166	207	51	748	31	222	215	98	734	31
Q9Q020A		1/0 AWG AL	260	6-#14	0.364	0.93	1.00	1.24	629	10	166	212	50	754	30	222	220	96	740	30
Q9R020A		2/0 AWG AL	260	7-#14	0.408	0.97	1.04	1.28	694	11	189	168	48	634	29	251	177	93	622	29
Q9S020A		3/0 AWG AL	260	9-#14	0.458	1.02	1.11	1.35	801	11	216	133	46	495	27	283	144	90	487	27
Q9T020A		4/0 AWG AL	260	11-#14	0.515	1.08	1.17	1.41	902	12	245	106	45	403	26	317	119	86	397	26
Q9U020A		250 MCM AL	260	13-#14	0.561	1.14	1.22	1.46	1004	12	269	90	43	341	25	343	104	83	337	25
Q9V020A		350 MCM AL	260	18-#14	0.664	1.24	1.33	1.56	1228	13	322	66	41	246	23	397	82	76	244	23
Q9W020A		500 MCM AL	260	16-#12	0.794	1.37	1.46	1.79	1652	15	389	48	40	173	21	451	67	68	172	21
Q9X020A		750 MCM AL	260	24-#12	0.974	1.56	1.67	2.01	2234	17	473	34	37	116	19	513	55	57	116	19
Q9Y020A		1000 MCM AL	260	20-#10	1.124	1.71	1.82	2.20	2797	18	533	28	35	88	18	555	48	49	88	18

† Ampacities are based on the following:
Single Phase Operation (Full Neutral Design)

†† Zero Sequence Impedance considers all return in the neutral only.
Three Phase Operation (1/3 Neutral Design)

PRODUCT NOTES:

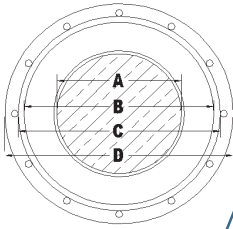
s Items are Prysmian authorized stock.
The above dimensions are approximate and subject to normal manufacturing tolerances.
Single Phase Impedance Values Assume Full Return in the Metallic Shield.

In Duct: One single cable in plastic duct, direct-buried, 90°C conductor temperature, 20°C ambient temperature, earth RHO of 90°C-cm/Watt, 100% load factor, 36 inch depth of burial, and shields short-circuited.
Direct Buried: One single cable, direct-buried, 90°C conductor temperature, 20°C ambient temperature, earth RHO of 90°C-cm/Watt, 100% load factor, 36 inch depth of burial, and shields short-circuited.

In Duct: Three single cables in plastic duct, direct-buried in a triangular configuration, 90°C conductor temperature, 20°C ambient temperature, earth RHO of 90°C-cm/Watt, 100% load factor, 36 inch depth of burial, and shields short-circuited.
Direct Buried: Three single cables, direct-buried, spaced 7.5 inches horizontally, 90°C conductor temperature, 20°C ambient temperature, earth RHO of 90°C-cm/Watt, 100% load factor, 36 inch depth of burial, and shields short-circuited

25kV TRXLPE DOUBLESEAL™

100% Medium Voltage Utility Cables



Product Number	Conductor	Insulation Thickness (mils)	Concentric Neutral	Conductor Diameter (in)	Insulation Diameter (in)	Insulation Shield Diameter (in)	Jacket Diameter (in)	Cable Weight (lbs/kft)	Minimum Bending Radius (in)	† Ampacity (Amps)	90°C In Duct					90°C Direct Buried				
											+/- Sequence Impedance Resistance (μΩ/ft)	+/- Sequence Impedance Reactance (μΩ/ft)	Zero Sequence Impedance Resistance (μΩ/ft)	Zero Sequence Impedance Reactance (μΩ/ft)††	† Ampacity (Amps)	+/- Sequence Impedance Resistance (μΩ/ft)	+/- Sequence Impedance Reactance (μΩ/ft)	Zero Sequence Impedance Resistance (μΩ/ft)	Zero Sequence Impedance Reactance (μΩ/ft)††	
25kV 100% Copper Single Phase - Full Neutral																				
Q95030A	1 SOLID CU	260	13-#12	0.289	0.86	0.92	1.19	928	10		186	318	33	318	34	245	318	33	318	34
Q96030A	1 AWG CU	260	13-#12	0.324	0.89	0.96	1.23	958	10		187	322	32	322	32	246	322	32	322	32
Q97030A	1/0 SOLID CU	260	16-#12	0.325	0.89	0.96	1.23	1073	10		210	256	32	256	32	277	256	32	256	32
Q98030A	1/0 AWG CU	260	16-#12	0.364	0.93	1.00	1.27	1106	11		212	258	31	258	31	279	258	31	258	31
Q99030A	2/0 AWG CU	260	13-#10	0.408	0.97	1.04	1.36	1339	11		243	203	29	203	29	317	203	29	203	29
Q9A030A	3/0 AWG CU	260	16-#10	0.458	1.02	1.11	1.43	1588	12		276	163	28	163	28	359	163	28	163	28
Q9B030A	4/0 AWG CU	260	16-#9	0.515	1.08	1.17	1.51	1907	13		314	130	27	130	27	406	130	27	130	27
25kV 100% Copper Three Phase - One-Third Neutral																				
Q95020A	1 SOLID CU	260	7-#14	0.289	0.86	0.92	1.16	743	10		187	158	53	622	33	249	168	100	609	33
Q96020A	1 AWG CU	260	7-#14	0.324	0.89	0.96	1.20	772	10		187	162	52	626	32	249	172	98	614	32
Q97020A	1/0 SOLID CU	260	9-#14	0.325	0.89	0.96	1.20	854	10		213	126	51	487	31	280	138	97	478	31
Q98020A	1/0 AWG CU	260	9-#14	0.364	0.93	1.00	1.24	887	10		213	129	50	490	30	281	140	95	481	30
Q99020A	2/0 AWG CU	260	11-#14	0.408	0.97	1.04	1.28	1021	11		242	103	48	398	29	314	116	91	392	29
Q9A020A	3/0 AWG CU	260	14-#14	0.458	1.02	1.11	1.35	1213	11		275	82	46	314	27	349	98	87	310	27
Q9B020A	4/0 AWG CU	260	18-#14	0.515	1.08	1.17	1.41	1429	12		311	66	45	246	26	384	84	82	243	26
Q9C020A	250 MCM CU	260	21-#14	0.561	1.14	1.22	1.46	1628	12		341	56	43	210	25	410	76	78	208	25
Q9D020A	350 MCM CU	260	18-#12	0.664	1.24	1.33	1.60	2136	13		405	42	41	153	23	460	64	69	152	23
Q9E020A	500 MCM CU	260	17-#10	0.794	1.37	1.46	1.83	2981	15		475	32	39	104	21	504	55	57	104	21
Q9F020A	750 MCM CU	260	20-#9	0.974	1.56	1.67	2.07	4226	17		556	25	36	71	20	567	45	45	71	20
Q9G020A	1000 MCM CU	260	21-#8	1.124	1.71	1.82	2.25	5421	19		603	22	34	54	18	620	39	37	53	18

† Ampacities are based on the following:
Single Phase Operation (Full Neutral Design)

†† Zero Sequence Impedance considers all return in the neutral only.
Three Phase Operation (1/3 Neutral Design)

PRODUCT NOTES:

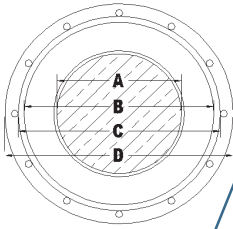
s Items are Prysmian authorized stock.
The above dimensions are approximate and subject to normal manufacturing tolerances.
Single Phase Impedance Values Assume Full Return in the Metallic Shield.

In Duct: One single cable in plastic duct, direct-buried, 90°C conductor temperature, 20°C ambient temperature, earth RHO of 90°C-cm/Watt, 100% load factor, 36 inch depth of burial, and shields short-circuited.
Direct Buried: One single cable, direct-buried, 90°C conductor temperature, 20°C ambient temperature, earth RHO of 90°C-cm/Watt, 100% load factor, 36 inch depth of burial, and shields short-circuited.

In Duct: Three single cables in plastic duct, direct-buried in a triangular configuration, 90°C conductor temperature, 20°C ambient temperature, earth RHO of 90°C-cm/Watt, 100% load factor, 36 inch depth of burial, and shields short-circuited.
Direct Buried: Three single cables, direct-buried, spaced 7.5 inches horizontally, 90°C conductor temperature, 20°C ambient temperature, earth RHO of 90°C-cm/Watt, 100% load factor, 36 inch depth of burial, and shields short-circuited.

25kV TRXLPE DOUBLESEAL™

133% Medium Voltage Utility Cables



Product Number	Conductor	Insulation Thickness (mils)	Concentric Neutral	Conductor Diameter (in)	Insulation Diameter (in)	Insulation Shield Diameter (in)	Jacket Diameter (in)	Cable Weight (lbs./kft)	Minimum Bending Radius (in)	† Ampacity (Amps)	90°C In Duct					90°C Direct Buried				
											+/- Sequence Impedance Resistance (μΩ/ft)	+/- Sequence Impedance Reactance (μΩ/ft)	Zero Sequence Impedance Resistance (μΩ/ft)††	Zero Sequence Impedance Reactance (μΩ/ft)††	† Ampacity (Amps)	+/- Sequence Impedance Resistance (μΩ/ft)	+/- Sequence Impedance Reactance (μΩ/ft)	Zero Sequence Impedance Resistance (μΩ/ft)††	Zero Sequence Impedance Reactance (μΩ/ft)††	
25kV 133% Aluminum Single Phase – Full Neutral																				
QAN030A	1 SOLID AL	320	13-#14	0.289	0.98	1.05	1.29	735	11	145	518	33	518	33	192	518	33	518	33	
QAO030A	1 AWG AL	320	13-#14	0.324	1.01	1.08	1.32	765	11	146	523	31	523	32	194	523	31	523	32	
QAP030A	1/0 SOLID AL	320	16-#14	0.325	1.02	1.08	1.32	813	11	165	415	31	415	31	218	415	31	415	31	
QAQ030A	1/0 AWG AL	320	16-#14	0.364	1.05	1.14	1.38	869	12	166	420	30	420	30	219	420	30	420	30	
QAR030A	2/0 AWG AL	320	13-#12	0.408	1.10	1.19	1.46	1012	12	190	328	29	328	29	250	328	29	328	29	
QAS030A	3/0 AWG AL	320	16-#12	0.458	1.15	1.24	1.51	1137	13	217	263	28	263	28	283	263	28	263	28	
QAT030A	4/0 AWG AL	320	13-#10	0.515	1.21	1.29	1.61	1349	13	248	207	26	207	27	322	207	26	207	27	
QAU030A	250 MCM AL	320	16-#10	0.561	1.26	1.35	1.72	1597	14	276	171	25	171	25	356	171	25	171	25	
QAV030A	350 MCM AL	320	16-#9	0.664	1.36	1.45	1.85	1934	15	326	130	23	130	23	416	130	23	130	23	
25kV 133% Aluminum Three Phase – One-Third Neutral																				
QAN020A	1 SOLID AL	320	6-#14	0.289	0.98	1.05	1.29	653	11	146	261	53	801	33	196	269	101	786	33	
QAO020A	1 AWG AL	320	6-#14	0.324	1.01	1.08	1.32	683	11	146	266	52	807	32	196	274	99	792	32	
QAP020A	1/0 SOLID AL	320	6-#14	0.325	1.02	1.08	1.32	696	11	166	207	51	748	31	222	215	98	734	31	
QAQ020A	1/0 AWG AL	320	6-#14	0.364	1.05	1.14	1.38	752	12	166	212	50	754	30	222	220	96	740	30	
QAR020A	2/0 AWG AL	320	7-#14	0.408	1.10	1.19	1.42	821	12	189	168	48	634	29	251	177	93	622	29	
QAS020A	3/0 AWG AL	320	9-#14	0.458	1.15	1.24	1.47	912	12	216	133	46	495	27	283	144	90	487	27	
QAT020A	4/0 AWG AL	320	11-#14	0.515	1.21	1.29	1.53	1018	13	245	106	45	403	26	317	119	86	397	26	
QAU020A	250 MCM AL	320	13-#14	0.561	1.26	1.35	1.59	1125	13	269	90	43	341	25	343	104	83	337	25	
QAV020A	350 MCM AL	320	18-#14	0.664	1.36	1.45	1.75	1422	14	322	66	41	246	23	397	82	76	244	23	
QAW020A	500 MCM AL	320	16-#12	0.794	1.49	1.58	1.91	1797	16	389	48	40	173	21	451	67	68	172	21	
QAX020A	750 MCM AL	320	24-#12	0.974	1.68	1.80	2.13	2398	18	473	34	37	116	19	513	55	57	116	19	
QAY020A	1000 MCM AL	320	20-#10	1.124	1.83	1.95	2.32	2975	19	533	28	35	88	18	555	48	49	88	18	

† Ampacities are based on the following:

Single Phase Operation (Full Neutral Design)

†† Zero Sequence Impedance considers all return in the neutral only.

Three Phase Operation (1/3 Neutral Design)

PRODUCT NOTES:

s Items are Prysmian authorized stock.
The above dimensions are approximate and subject to normal manufacturing tolerances.
Single Phase Impedance Values Assume Full Return in the Metallic Shield.

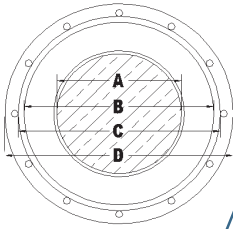
In Duct: One single cable in plastic duct, direct-buried, 90°C conductor temperature, 20°C ambient temperature, earth RHO of 90°C-cm/Watt, 100% load factor, 36 inch depth of burial, and shields short-circuited.
Direct Buried: One single cable, direct-buried, 90°C conductor temperature, 20°C ambient temperature, earth RHO of 90°C-cm/Watt, 100% load factor, 36 inch depth of burial, and shields short-circuited.

In Duct: Three single cables in plastic duct, direct-buried in a triangular configuration, 90°C conductor temperature, 20°C ambient temperature, earth RHO of 90°C-cm/Watt, 100% load factor, 36 inch depth of burial, and shields short-circuited.

Direct Buried: Three single cables, direct-buried, spaced 75 inches horizontally, 90°C conductor temperature, 20°C ambient temperature, earth RHO of 90°C-cm/Watt, 100% load factor, 36 inch depth of burial, and shields short-circuited.

25kV TRXLPE DOUBLESEAL™

133% Medium Voltage Utility Cables



Product Number	Conductor	Insulation Thickness (mils)	Concentric Neutral	Conductor Diameter (in)	Insulation Diameter (in)	Insulation Shield Diameter (in)	Jacket Diameter (in)	Cable Weight (lbs/krft)	Minimum Bending Radius (in)	90°C In Duct					90°C Direct Buried				
										† Ampacity (Amps)	+/- Sequence Impedance Resistance (μΩ/ft)	+/- Sequence Impedance Reactance (μΩ/ft)	Zero Sequence Impedance Resistance (μΩ/ft)††	Zero Sequence Impedance Reactance (μΩ/ft)††	† Ampacity (Amps)	+/- Sequence Impedance Resistance (μΩ/ft)	+/- Sequence Impedance Reactance (μΩ/ft)	Zero Sequence Impedance Resistance (μΩ/ft)††	Zero Sequence Impedance Reactance (μΩ/ft)††
25kV 133% Copper Single Phase – Full Neutral																			
QA5030A	1 SOLID CU	320	13-#12	0.289	0.98	1.05	1.32	1027	11	186	318	33	318	34	245	318	33	318	34
QA6030A	1 AWG CU	320	13-#12	0.324	1.01	1.08	1.35	1060	11	187	322	32	322	32	246	322	32	322	32
QA7030A	1/0 SOLID CU	320	16-#12	0.325	1.02	1.08	1.35	1175	11	210	256	32	256	32	277	256	32	256	32
QA8030A	1/0 AWG CU	320	16-#12	0.364	1.05	1.14	1.41	1233	12	212	258	31	258	31	279	258	31	258	31
QA9030A	2/0 AWG CU	320	13-#10	0.408	1.10	1.19	1.50	1473	12	243	203	29	203	29	317	203	29	203	29
QAA030A	3/0 AWG CU	320	16-#10	0.458	1.15	1.24	1.55	1706	13	276	163	28	163	28	359	163	28	163	28
QAB030A	4/0 AWG CU	320	16-#9	0.515	1.21	1.29	1.63	2032	14	314	130	27	130	27	406	130	27	130	27
25kV 133% Copper Three Phase – One-Third Neutral																			
QA5020A	1 SOLID CU	320	7-#14	0.289	0.98	1.05	1.29	839	11	187	158	53	622	33	249	168	100	609	33
QA6020A	1 AWG CU	320	7-#14	0.324	1.01	1.08	1.32	871	11	187	162	52	626	32	249	172	98	614	32
QA7020A	1/0 SOLID CU	320	9-#14	0.325	1.02	1.08	1.32	954	11	213	126	51	487	31	280	138	97	478	31
QA8020A	1/0 AWG CU	320	9-#14	0.364	1.05	1.14	1.38	1010	12	213	129	50	490	30	281	140	95	481	30
QA9020A	2/0 AWG CU	320	11-#14	0.408	1.10	1.19	1.42	1148	12	242	103	48	398	29	314	116	91	392	29
QAA020A	3/0 AWG CU	320	14-#14	0.458	1.15	1.24	1.47	1324	12	275	82	46	314	27	349	98	87	310	27
QAB020A	4/0 AWG CU	320	18-#14	0.515	1.21	1.29	1.53	1545	13	311	66	45	246	26	384	84	82	243	26
QAC020A	250 MCM CU	320	21-#14	0.561	1.26	1.35	1.59	1748	13	341	56	43	210	25	410	76	78	208	25
QAD020A	350 MCM CU	320	18-#12	0.664	1.36	1.45	1.78	2333	15	405	42	41	153	23	460	64	69	152	23
QAE020A	500 MCM CU	320	17-#10	0.794	1.49	1.58	1.95	3130	16	475	32	39	104	21	504	55	57	104	21
QAF020A	750 MCM CU	320	20-#9	0.974	1.68	1.80	2.20	4395	18	556	25	36	71	20	567	45	45	71	20
QAG020A	1000 MCM CU	320	21-#8	1.124	1.83	1.95	2.38	5604	19	603	22	34	54	18	620	39	37	53	18

PRODUCT NOTES:

† Ampacities are based on the following:
 Single Phase Operation (Full Neutral Design)

‡ Zero Sequence Impedance considers all return in the neutral only.
 Three Phase Operation (1/3 Neutral Design)

s Items are Prysmian authorized stock.
 The above dimensions are approximate and subject to normal manufacturing tolerances.
 Single Phase Impedance Values Assume Full Return in the Metallic Shield.

In Duct: One single cable in plastic duct, direct-buried, 90°C conductor temperature, 20°C ambient temperature, earth RHO of 90°C-cm/Watt, 100% load factor, 36 inch depth of burial, and shields short-circuited.

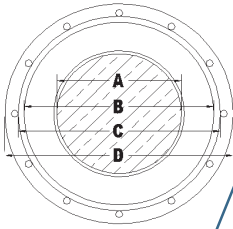
Direct Buried: One single cable, direct-buried, 90°C conductor temperature, 20°C ambient temperature, earth RHO of 90°C-cm/Watt, 100% load factor, 36 inch depth of burial, and shields short-circuited.

In Duct: Three single cables in plastic duct, direct-buried in a triangular configuration, 90°C conductor temperature, 20°C ambient temperature, earth RHO of 90°C-cm/Watt, 100% load factor, 36 inch depth of burial, and shields short-circuited.

Direct Buried: Three single cables, direct-buried, spaced 75 inches horizontally, 90°C conductor temperature, 20°C ambient temperature, earth RHO of 90°C-cm/Watt, 100% load factor, 36 inch depth of burial, and shields short-circuited.

35kV TRXLPE DOUBLESEAL™

100% Medium Voltage Utility Cables



Product Number	Conductor	Insulation Thickness (mils)	Concentric Neutral	Conductor Diameter (in)	Insulation Diameter (in)	Insulation Shield Diameter (in)	Jacket Diameter (in)	Cable Weight (lbs/1000ft)	Minimum Bending Radius (in)	90°C In Duct					90°C Direct Buried				
										† Ampacity (Amps)	+/- Sequence Impedance Resistance (μΩ/ft)	+/- Sequence Impedance Reactance (μΩ/ft)	Zero Sequence Impedance Resistance (μΩ/ft)††	Zero Sequence Impedance Reactance (μΩ/ft)††	† Ampacity (Amps)	+/- Sequence Impedance Resistance (μΩ/ft)	+/- Sequence Impedance Reactance (μΩ/ft)	Zero Sequence Impedance Resistance (μΩ/ft)††	Zero Sequence Impedance Reactance (μΩ/ft)††
35kV 100% Aluminum Single Phase – Full Neutral																			
QBP030A	1/0 SOLID AL	345	16-#14	0.325	1.07	1.15	1.39	877	12	168	415	35	415	35	217	415	35	415	35
QBQ030A	1/0 AWG AL	345	16-#14	0.364	1.10	1.19	1.43	914	12	169	420	34	420	34	218	420	34	420	34
QBR030A	2/0 AWG AL	345	13-#12	0.408	1.15	1.24	1.51	1059	13	194	328	32	328	33	249	328	32	328	33
QBS030A	3/0 AWG AL	345	16-#12	0.458	1.20	1.29	1.56	1186	13	220	263	31	263	31	283	263	31	263	31
QBT030A	4/0 AWG AL	345	13-#10	0.515	1.26	1.34	1.72	1465	14	252	207	30	207	30	321	207	30	207	30
QBU030A	250 MCM AL	345	16-#10	0.561	1.31	1.40	1.77	1653	15	280	171	28	171	28	353	171	28	171	28
QBV030A	350 MCM AL	345	16-#9	0.664	1.41	1.50	1.90	1993	16	331	130	26	130	26	416	130	26	130	26
35kV 100% Aluminum Three Phase – One-Third Neutral																			
QBP020A	1/0 SOLID AL	345	6-#14	0.325	1.07	1.15	1.39	760	12	168	207	54	745	35	219	214	98	729	35
QBQ020A	1/0 AWG AL	345	6-#14	0.364	1.10	1.19	1.43	797	12	168	212	53	751	34	219	219	96	736	34
QBR020A	2/0 AWG AL	345	7-#14	0.408	1.15	1.24	1.47	867	12	191	168	51	631	32	248	176	93	618	32
QBS020A	3/0 AWG AL	345	9-#14	0.458	1.20	1.29	1.52	960	13	218	133	49	493	31	280	143	90	485	31
QBT020A	4/0 AWG AL	345	11-#14	0.515	1.26	1.34	1.58	1068	13	247	106	47	401	29	314	117	86	395	29
QBU020A	250 MCM AL	345	13-#14	0.561	1.31	1.40	1.70	1239	14	271	90	47	340	28	339	103	83	335	28
QBV020A	350 MCM AL	345	18-#14	0.664	1.41	1.50	1.80	1478	15	325	66	44	245	25	394	81	77	243	25
QBW020A	500 MCM AL	345	16-#12	0.794	1.54	1.66	1.99	1904	16	392	48	42	173	24	452	65	69	171	24
QBX020A	750 MCM AL	345	24-#12	0.974	1.73	1.85	2.18	2466	18	476	34	39	116	21	517	54	59	115	21
QBY020A	1000 MCM AL	345	20-#10	1.124	1.88	2.00	2.37	3050	19	536	28	37	88	20	560	47	51	88	20

† Ampacities are based on the following:

†† Zero Sequence Impedance considers all return in the neutral only.

PRODUCT NOTES:

Single Phase Operation (Full Neutral Design)

Three Phase Operation (1/3 Neutral Design)

s Items are Prysmian authorized stock.
The above dimensions are approximate and subject to normal manufacturing tolerances.
Single Phase Impedance Values Assume Full Return in the Metallic Shield.

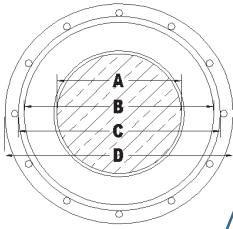
In Duct: One single cable in plastic duct, direct-buried, 90°C conductor temperature, 20°C ambient temperature, earth RHO of 90°C-cm/Watt, 100% load factor, 36 inch depth of burial, and shields short-circuited.
Direct Buried: One single cable, direct-buried, 90°C conductor temperature, 20°C ambient temperature, earth RHO of 90°C-cm/Watt, 100% load factor, 36 inch depth of burial, and shields short-circuited.

In Duct: Three single cables in plastic duct, direct-buried in a triangular configuration, 90°C conductor temperature, 20°C ambient temperature, earth RHO of 90°C-cm/Watt, 100% load factor, 36 inch depth of burial, and shields short-circuited.

Direct Buried: Three single cables, direct-buried, spaced 75 inches horizontally, 90°C conductor temperature, 20°C ambient temperature, earth RHO of 90°C-cm/Watt, 100% load factor, 36 inch depth of burial, and shields short-circuited

35kV TRXLPE DOUBLESEAL™

100% Medium Voltage Utility Cables



Product Number	Conductor	Insulation Thickness (mils)	Concentric Neutral	Conductor Dimensions (in)				Jacket Diameter (in)	Cable Weight (lbs/kft)	Minimum Bending Radius (in)	† Ampacity (Amps)	90°C In Duct					90°C Direct Buried				
				(A)	(B)	(C)	(D)					+/- Sequence Impedance Resistance (µΩ/ft)	+/- Sequence Impedance Reactance (µΩ/ft)	Zero Sequence Impedance Resistance (µΩ/ft)††	Zero Sequence Impedance Reactance (µΩ/ft)††	† Ampacity (Amps)	+/- Sequence Impedance Resistance (µΩ/ft)	+/- Sequence Impedance Reactance (µΩ/ft)	Zero Sequence Impedance Resistance (µΩ/ft)††	Zero Sequence Impedance Reactance (µΩ/ft)††	
35kV 100% Copper Single Phase - Full Neutral																					
QB7030A	1/0 SOLID CU	345	16-#12	0.325	1.07	1.15	1.42	1240	12		215	256	36	256	36	276	256	36	256	36	
QB8030A	1/0 AWG CU	345	16-#12	0.364	1.10	1.19	1.46	1279	12		217	258	34	258	35	278	258	34	258	35	
QB9030A	2/0 AWG CU	345	13-#10	0.408	1.15	1.24	1.55	1522	13		248	203	33	203	33	316	203	33	203	33	
QBA030A	3/0 AWG CU	345	16-#10	0.458	1.20	1.29	1.60	1756	13		281	163	31	163	31	358	163	31	163	31	
QBB030A	4/0 AWG CU	345	16-#9	0.515	1.26	1.34	1.74	2149	14		319	130	30	130	30	402	130	30	130	30	
35kV 100% Copper Three Phase - One-Third Neutral																					
QB7020A	1/0 SOLID CU	345	9-#14	0.325	1.07	1.15	1.39	1017	12		216	126	54	484	35	277	137	97	474	35	
QB8020A	1/0 AWG CU	345	9-#14	0.364	1.10	1.19	1.43	1055	12		216	129	53	487	34	278	139	95	478	34	
QB9020A	2/0 AWG CU	345	11-#14	0.408	1.15	1.24	1.47	1194	12		245	103	51	396	32	311	115	92	389	32	
QBA020A	3/0 AWG CU	345	14-#14	0.458	1.20	1.29	1.52	1372	13		278	82	49	313	31	347	96	87	308	31	
QBB020A	4/0 AWG CU	345	18-#14	0.515	1.26	1.34	1.58	1595	13		314	66	47	245	29	383	83	83	242	29	
QBC020A	250 MCM CU	345	21-#14	0.561	1.31	1.40	1.70	1863	14		344	57	47	210	28	409	74	79	207	28	
QBD020A	350 MCM CU	345	18-#12	0.664	1.41	1.50	1.83	2391	15		408	42	44	152	26	461	62	70	151	26	
QBE020A	500 MCM CU	345	17-#10	0.794	1.54	1.66	2.03	3239	17		480	32	42	104	24	510	53	59	103	24	
QBF020A	750 MCM CU	345	20-#9	0.974	1.73	1.85	2.25	4466	18		561	25	38	71	22	573	44	47	71	22	
QBG020A	1000 MCM CU	345	21-#8	1.124	1.88	2.00	2.43	5680	20		609	22	36	54	20	626	38	39	53	20	

† Ampacities are based on the following:
Single Phase Operation (Full Neutral Design)

†† Zero Sequence Impedance considers all return in the neutral only.
Three Phase Operation (1/3 Neutral Design)

PRODUCT NOTES:

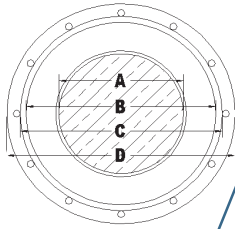
s Items are Prysmian authorized stock.
The above dimensions are approximate and subject to normal manufacturing tolerances.
Single Phase Impedance Values Assume Full Return in the Metallic Shield.

In Duct: One single cable in plastic duct, direct-buried, 90°C conductor temperature, 20°C ambient temperature, earth RHO of 90°C-cm/Watt, 100% load factor, 36 inch depth of burial, and shields short-circuited.
Direct Buried: One single cable, direct-buried, 90°C conductor temperature, 20°C ambient temperature, earth RHO of 90°C-cm/Watt, 100% load factor, 36 inch depth of burial, and shields short-circuited.

In Duct: Three single cables in plastic duct, direct-buried in a triangular configuration, 90°C conductor temperature, 20°C ambient temperature, earth RHO of 90°C-cm/Watt, 100% load factor, 36 inch depth of burial, and shields short-circuited.
Direct Buried: Three single cables, direct-buried, spaced 7.5 inches horizontally, 90°C conductor temperature, 20°C ambient temperature, earth RHO of 90°C-cm/Watt, 100% load factor, 36 inch depth of burial, and shields short-circuited.

35kV TRXLPE DOUBLESEAL™

133% Medium Voltage Utility Cables



Product Number	Conductor	Insulation Thickness (mils)	Concentric Neutral	Conductor Diameter (in)	Insulation Diameter (in)	Insulation Shield Diameter (in)	Jacket Diameter (in)	Cable Weight (lbs/ft)	Minimum Bending Radius (in)	90°C In Duct					90°C Direct Buried				
										† Ampacity (Amps)	+/- Sequence Impedance Resistance (μΩ/ft)	+/- Sequence Impedance Reactance (μΩ/ft)	Zero Sequence Impedance Resistance (μΩ/ft)††	Zero Sequence Impedance Reactance (μΩ/ft)††	† Ampacity (Amps)	+/- Sequence Impedance Resistance (μΩ/ft)	+/- Sequence Impedance Reactance (μΩ/ft)	Zero Sequence Impedance Resistance (μΩ/ft)††	Zero Sequence Impedance Reactance (μΩ/ft)††
35kV 133% Aluminum Single Phase – Full Neutral																			
QCP030A	1/0 SOLID AL	420	16-#14	0.325	1.22	1.31	1.55	1021	13	168	415	35	415	35	217	415	35	415	35
QCQ030A	1/0 AWG AL	420	16-#14	0.364	1.26	1.35	1.58	1062	13	169	420	34	420	34	218	420	34	420	34
QCR030A	2/0 AWG AL	420	13-#12	0.408	1.30	1.39	1.72	1279	14	194	328	32	328	33	249	328	32	328	33
QCS030A	3/0 AWG AL	420	16-#12	0.458	1.35	1.44	1.77	1412	15	220	263	31	263	31	283	263	31	263	31
QCT030A	4/0 AWG AL	420	13-#10	0.515	1.41	1.50	1.87	1641	15	252	207	30	207	30	321	207	30	207	30
QCU030A	250 MCM AL	420	16-#10	0.561	1.46	1.55	1.93	1834	16	280	171	28	171	28	353	171	28	171	28
QCV030A	350 MCM AL	420	16-#9	0.664	1.57	1.68	2.08	2234	17	331	130	26	130	26	416	130	26	130	26
35kV 133% Aluminum Three Phase – One-Third Neutral																			
QCP020A	1/0 SOLID AL	420	6-#14	0.325	1.22	1.31	1.55	904	13	168	207	54	745	35	219	214	98	729	35
QCQ020A	1/0 AWG AL	420	6-#14	0.364	1.26	1.35	1.58	945	13	168	212	53	751	34	219	219	96	736	34
QCR020A	2/0 AWG AL	420	7-#14	0.408	1.30	1.39	1.63	1019	14	191	168	51	631	32	248	176	93	618	32
QCS020A	3/0 AWG AL	420	9-#14	0.458	1.35	1.44	1.74	1182	14	218	133	49	493	31	280	143	90	485	31
QCT020A	4/0 AWG AL	420	11-#14	0.515	1.41	1.50	1.80	1297	15	247	106	47	401	29	314	117	86	395	29
QCU020A	250 MCM AL	420	13-#14	0.561	1.46	1.55	1.85	1412	15	271	90	47	340	28	339	103	83	335	28
QCV020A	350 MCM AL	420	18-#14	0.664	1.57	1.68	1.98	1706	16	325	66	44	245	25	394	81	77	243	25
QCW020A	500 MCM AL	420	16-#12	0.794	1.70	1.81	2.15	2107	18	392	48	42	173	24	452	65	69	171	24
QCX020A	750 MCM AL	420	24-#12	0.974	1.88	2.00	2.33	2687	19	476	34	39	116	21	517	54	59	115	21
QCY020A	1000 MCM AL	420	20-#10	1.124	2.03	2.15	2.53	3290	21	536	28	37	88	20	560	47	51	88	20

† Ampacities are based on the following:

†† Zero Sequence Impedance considers all return in the neutral only.

PRODUCT NOTES:

Single Phase Operation (Full Neutral Design)

Three Phase Operation (1/3 Neutral Design)

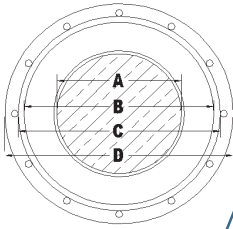
⁵ Items are Prysmian authorized stock. The above dimensions are approximate and subject to normal manufacturing tolerances. Single Phase Impedance Values Assume Full Return in the Metallic Shield.

In Duct: One single cable in plastic duct, direct-buried, 90°C conductor temperature, 20°C ambient temperature, earth RHO of 90°C-cm/Watt, 100% load factor, 36 inch depth of burial, and shields short-circuited.
 Direct Buried: One single cable, direct-buried, 90°C conductor temperature, 20°C ambient temperature, earth RHO of 90°C-cm/Watt, 100% load factor, 36 inch depth of burial, and shields short-circuited.

In Duct: Three single cables in plastic duct, direct-buried in a triangular configuration, 90°C conductor temperature, 20°C ambient temperature, earth RHO of 90°C-cm/Watt, 100% load factor, 36 inch depth of burial, and shields short-circuited.
 Direct Buried: Three single cables, direct-buried, spaced 7.5 inches horizontally, 90°C conductor temperature, 20°C ambient temperature, earth RHO of 90°C-cm/Watt, 100% load factor, 36 inch depth of burial, and shields short-circuited.

35kV TRXLPE DOUBLESEAL™

133% Medium Voltage Utility Cables



Product Number	Conductor	Insulation Thickness (mils)	Concentric Neutral	Conductor Diameter (in)	Insulation Diameter (in)	Insulation Shield Diameter (in)	Jacket Diameter (in)	Cable Weight (lbs/1000ft)	Minimum Bending Radius (in)	90°C In Duct					90°C Direct Buried				
										† Ampacity (Amps)	+/- Sequence Impedance Resistance (μΩ/ft)	+/- Sequence Impedance Reactance (μΩ/ft)	Zero Sequence Impedance Resistance (μΩ/ft)††	Zero Sequence Impedance Reactance (μΩ/ft)††	† Ampacity (Amps)	+/- Sequence Impedance Resistance (μΩ/ft)	+/- Sequence Impedance Reactance (μΩ/ft)	Zero Sequence Impedance Resistance (μΩ/ft)††	Zero Sequence Impedance Reactance (μΩ/ft)††
35kV 133% Copper Single Phase – Full Neutral																			
QC7030A	1/0 SOLID CU	420	16-#12	0.325	1.22	1.31	1.58	1388	13	215	256	36	256	36	276	256	36	256	36
QC8030A	1/0 AWG CU	420	16-#12	0.364	1.26	1.35	1.62	1430	13	217	258	34	258	35	278	258	34	258	35
QC9030A	2/0 AWG CU	420	13-#10	0.408	1.30	1.39	1.76	1748	15	248	203	33	203	33	316	203	33	203	33
QCA030A	3/0 AWG CU	420	16-#10	0.458	1.35	1.44	1.81	1988	15	281	163	31	163	31	358	163	31	163	31
QCB030A	4/0 AWG CU	420	16-#9	0.515	1.41	1.50	1.90	2328	16	319	130	30	130	30	402	130	30	130	30
35kV 133% Copper Three Phase – One-Third Neutral																			
QC7020A	1/0 SOLID CU	420	9-#14	0.325	1.22	1.31	1.55	1161	13	216	126	54	484	35	277	137	97	474	35
QC8020A	1/0 AWG CU	420	9-#14	0.364	1.26	1.35	1.58	1202	13	216	129	53	487	34	278	139	95	478	34
QC9020A	2/0 AWG CU	420	11-#14	0.408	1.30	1.39	1.63	1346	14	245	103	51	396	32	311	115	92	389	32
QCA020A	3/0 AWG CU	420	14-#14	0.458	1.35	1.44	1.74	1594	14	278	82	49	313	31	347	96	87	308	31
QCB020A	4/0 AWG CU	420	18-#14	0.515	1.41	1.50	1.80	1824	15	314	66	47	245	29	383	83	83	242	29
QCC020A	250 MCM CU	420	21-#14	0.561	1.46	1.55	1.85	2036	15	344	57	47	210	28	409	74	79	207	28
QCD020A	350 MCM CU	420	18-#12	0.664	1.57	1.68	2.02	2623	17	408	42	44	152	26	461	62	70	151	26
QCE020A	500 MCM CU	420	17-#10	0.794	1.70	1.81	2.19	3446	18	480	32	42	104	24	510	53	59	103	24
QCF020A	750 MCM CU	420	20-#9	0.974	1.88	2.00	2.40	4694	20	561	25	38	71	22	573	44	47	71	22
QCG020A	1000 MCM CU	420	21-#8	1.124	2.03	2.15	2.58	5925	21	609	22	36	54	20	626	38	39	53	20

† Ampacities are based on the following: Single Phase Operation (Full Neutral Design) †† Zero Sequence Impedance considers all return in the neutral only. Three Phase Operation (1/3 Neutral Design)

⁵ Items are Prysmian authorized stock. The above dimensions are approximate and subject to normal manufacturing tolerances. Single Phase Impedance Values Assume Full Return in the Metallic Shield.

In Duct: One single cable in plastic duct, direct-buried, 90°C conductor temperature, 20°C ambient temperature, earth RHO of 90°C-cm/Watt, 100% load factor, 36 inch depth of burial, and shields short-circuited.

Direct Buried: One single cable, direct-buried, 90°C conductor temperature, 20°C ambient temperature, earth RHO of 90°C-cm/Watt, 100% load factor, 36 inch depth of burial, and shields short-circuited.

In Duct: Three single cables in plastic duct, direct-buried in a triangular configuration, 90°C conductor temperature, 20°C ambient temperature, earth RHO of 90°C-cm/Watt, 100% load factor, 36 inch depth of burial, and shields short-circuited.

Direct Buried: Three single cables, direct-buried, spaced 7.5 inches horizontally, 90°C conductor temperature, 20°C ambient temperature, earth RHO of 90°C-cm/Watt, 100% load factor, 36 inch depth of burial, and shields short-circuited.