




Sustainability Scorecard 2018 Glossary

Goal	Notes	Glossary
<p>A.1</p>	<p>Carbon footprint calculation will be progressively extended to all product families through the integration in Common Analysis (a tool used for cables' design and manufacturing), of information on CO2 related to materials' use and standardized manufacturing steps. The integration of information related to carbon footprint of cables has already started and will be completed within 2018.</p>	<p>Carbon footprint and eco-design: a product' carbon footprint is the CO2 generation related to its production, use and end-of-life stages. IEC (International Electrotechnical Commission) and EU Ecodesign Directive give progressive indications for improving environmental performance of products (in terms of materials and energy conservation, pollution prevention and avoidance of waste).</p>
<p> A.2</p>	<p>Production materials considered are metals such as copper, lead, aluminium and other materials, PVC, LSOH and rubber compounds.</p>	<p>Circular economy: circular economy is a generic term for an industrial economy that promotes greater resource productivity aiming to reduce waste and avoid pollution through innovation in design and production.</p>
<p>A.3</p>	<p>For Prysmian, the products families and business segments identified that match the Climate Bond Taxonomy definition of Low Carbon products are the ones related to transmission infrastructure dedicated to renewable energy (wind and solar), infrastructure and systems supporting improved energy management and transmission efficiency and optic and optical cables. The target reported is related to 2017 due to availability of forecast data and will be updated during the target year.</p>	<p>Low carbon products: low carbon products are products that help address the transition to a low carbon economy operating within the limits set out by leading climate scientists to ensure that global average temperatures increase above pre-industrial level stay below 2°C (Climate Bond Taxonomy definition).</p>
<p>B.1</p>	<p>Greenhouse gas emissions (GHG) reported are total scope 1 and scope 2 CO2eq emissions (in thousands of tonnes).</p>	<p>Scope 1 GHG emissions: emissions from sources owned or controlled by the company. Scope 2 GHG emissions: emissions from purchased electricity, steam and heating/cooling consumed by equipment or systems owned or controlled by the company. CO2eq: emissions expressed in CO2eq (equivalent) include CO2 and other greenhouse gases.</p>
<p>B.2</p>	<p>Total energy consumption reported refers to direct and indirect energy consumption (in Terajoule).</p>	
<p> B.4</p>	<p>The percentage is calculated as the number of drums reused on the total number of drums purchased during the year. Drums considered in the calculation are made of wood, plastic and metal.</p>	<p>The percentage is calculated as the number of drums reused on the total number of drums purchased during the year. Drums considered in the calculation are made of wood, plastic and metal.</p>
<p>B.5</p>	<p>Total percentage reported is calculated on spending (in monetary terms) and refers to Base Metals, Raw Materials and strategic Non-Raw Materials purchases. Analyzed sustainability practices cover three macro-areas: sustainability and management systems, environmental criteria and social criteria (Human and Labour rights)</p>	
<p>B.6</p>	<p>Percentage reported is calculated on number of suppliers. Mica suppliers to be assessed through a self-assessment on human rights and in particular child labor</p>	<p>Sustainability risks: the main sustainability risk categories considered (integrity and anti-corruption, human and labour rights and environmental concern) follow the UN Global Compact principles and the ones expressed in Prysmian Group Code of Ethics and Code of Business Conduct.</p>

Sustainability Scorecard 2018 Glossary

Goal	Notes	Glossary
C.1	The reported number of hours to be donated is cumulative for the 4 years. The number of hours reported as baseline are hours donated during the reporting year.	Volunteering time: volunteering time is a non monetary form of contribution to society that a company can make through its employees (as considered also by the London Benchmarking Group categorizations of contributions).
C.3	Key management positions are defined on the basis of Prysmian’s internal categorization.	
 C.4	Percentage of employees satisfied is calculated on the white collar population and will be progressively extended to blue collar employees. Employee engagement survey, with Prysmian’s internal engagement index, will be conducted annually starting from 2017.	
C.5	Executive positions are defined on the basis of Prysmian’s internal categorization	
C.6		Frequency rate of injury: the frequency rate is measured as the ratio of the total number of injuries to total hours worked over the same period Severity rate of injury: the severity rate is measured as the ratio of total lost days due to injury to total hours that could have been worked over the same period.